



Name _____ Date _____




Sharing our Learning about LENT with family whānau, other classes, and parish



❖ **Talk about, skype or telephone your family** to tell them about what happened on Ash Wednesday. Explain how the ashes are made and what they remind people to do.

❖ **Make a poster or power point** to share that shows that Lent is a time for – trying to be kind and loving like Jesus, saying sorry when you have done something wrong, remembering Jesus died on the cross, getting ready for Easter when Jesus rose from the dead.



❖ **Ask your teacher to photograph your class** with their ash crosses to display in your parish foyer. Show it to people you know in your parish and tell them everything you know about Lent.

❖ **Make up your own way** of showing and sharing what you have learned and decide with whom you would like to share it.



❖ **Share your worksheet** (Slide 7) with another class and ask the children what they have learnt about Ash Wednesday and Lent.

