

SLIDE OVERVIEW – THE LITURGICAL YEAR TE TAU ONA RITENGA TAPU

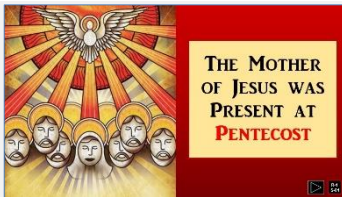
The Feast of PENTECOST

Year 4 Resource 1

Print off this slide overview to supplement your planning.

Refer to Teacher's Notes for background information related to the resource content and suggested Teaching and Learning Experiences in the Teacher's book or in the Teacher's material under Resource Notes on the Resource Home Page.

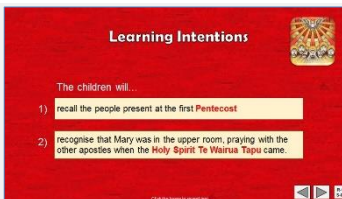
If worksheets are used in this resource these can be printed from PDF files that are available on-line in the (Lesson) Resource Documents.



Slide 1 The Mother of Jesus was Present at Pentecost

Use this slide as a focussing strategy to introduce the resource topic. Read the Bible story about Pentecost during class prayer this week.


Teacher's Notes



Slide 2 Learning Outcomes

Read through the Learning Intentions with the class and identify some ideas/questions that might be explored in the resource about the events of the Feast of the first Pentecost and who was present.

Teacher's Notes




Slide 3 Rapid recap on Pentecost

Recap the events of the day of the Ascension to get the context to lead into learning about the Feast of Pentecost.

Children answer the questions on the slide.

Record them in their RE Learning Journal.

Teacher's Notes

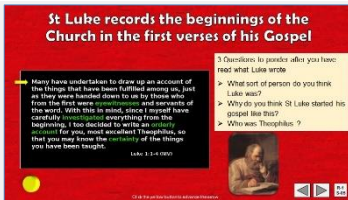


Slide 4 How come Mary the Mother of Jesus was present at Pentecost?

Use the text to help children explore Mary's role in Jesus' life and how she supported the work God asked him to do.

How is your mother like this for you?

Teacher's Notes



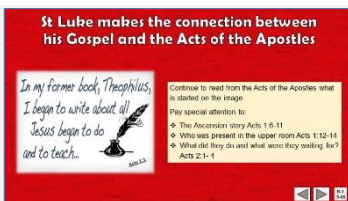
Slide 5 St Luke records the beginnings of the Church in the first verses of his Gospel

Remind children about who the author of the Acts of the Apostles was and what other writing he did. Read the reading from Luke using the pointer, then work through the questions.

Ideas related to question responses

- Luke was a Greek doctor, born in Antioch, he was a disciple of Paul and the author of a gospel and the Acts of the Apostles. In his writing, he was concerned with checking that what was recorded about the activities of the Early Christians was right. His work involved orderly investigation of the events and being sure about what he was doing.
- Luke wanted people who read his gospel to feel that it was a true account of what happened. He was conscious that there were many accounts by eye witnesses of the events that happened in the Early Church including Pentecost. Luke was not an eye witness but he wanted to be certain that the stories that were passed on were accurate.
- There is much debate about who Theophilus was. Some say he was Luke's lawyer, others say he was a Jew or a Roman official. Others believe he wasn't a person but his name 'Friend of God' was just a title that could be applied to anyone who fits the description. Whoever he was, Luke dedicated his gospel and the Acts of the Apostle to him.

Teacher's Notes



Slide 6 St Luke makes the connection between his Gospel and the Acts of the Apostles

Follow the directions on the slide.

How would you describe the author of the Acts of the Apostles?

In groups research Luke and /or his friend Theophilus – find out more about them. Find images of what they could have looked like and using the results of your research create presentations to share with your school. Make up a rap about them.

Teacher's Notes



Slide 7 Mary was in the upper room praying with the others when the Holy Spirit came

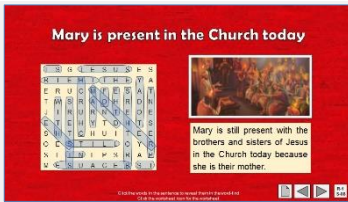
Watch the clip: https://www.youtube.com/watch?v=7TyCwUrR_OM

Day of Pentecost 4:39 minutes

ANSWERS 1) Church, 2) Early Church, 3) apostles and disciples, 4) Scripture, 5)

St Luke

Teacher's Notes



Slide 8 Mary is present in the Church today

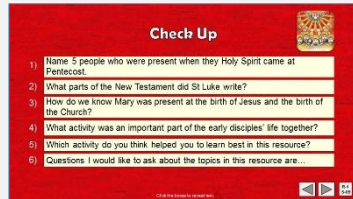
Find each word in the sentence below on the matrix and highlight it in the sentence **and** in the Word Find.

Mary is still present with the brothers and sisters of Jesus in the Church today because she is their mother.

Compare how your mother cares for you with how Mary cares for the Church.

Children complete their word find worksheet and check it out on the screen. Add to RE learning journal.

Teacher's Notes



Slide 9 Check Up

This formative assessment strategy will help teachers to identify how well the children have achieved the Learning Intentions of the resource.

Teachers can choose how they use the slide in their range of assessment options.

A worksheet of this slide is available for children in Years 5-8 to complete.

The last two items are feed forward for the teacher.

Recording the children's responses to these items is recommended as it will enable teachers to adjust their learning strategies for future resources and target the areas that need further attention.

Teacher's Notes



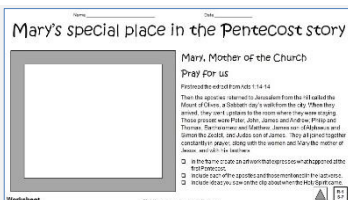
Slide 10 Time for Reflection

The MP3 is played to help create a reflective atmosphere and bring the children to stillness and silence as the teacher invites them to *talk to Mary the mother of Jesus about what it was like being filled with the Holy Spirit and seeing the Church being born in the hearts and lives of the first disciples.*

Recall how they can learn from the first disciples especially in the ways they

shared what they had with everyone.

Teacher's Notes



Slide 7 Mary's special place in the Pentecost story WORKSHEET

This worksheet relates to slide 7.

Please note the Judas mentioned in the list is not Judas Iscariot who betrayed Jesus. The Judas referred to was often known as Thaddeus.

Encourage the children to share their worksheet with their families at Pentecost.


Adapt Teaching and Learning Experiences 4 & 5.

Teacher's Notes

Name _____ Date _____

Mary is present in the Church today

I S O J E S U S C E S
 R E I N T I H E Y A
 E R U C B F E S A T
 T W S R A O H R D N
 J I R U R N T E D E
 F T E M Y T D H T S
 S H T C H U I T E K
 O E S T I L L O Y R
 S L I B L P S R A P
 M E S U A C E B S I



Please look in the lettered boxes for the words. Highlight the words in each box.

Mary is still present with the brothers and sisters of Jesus in the Church today because she is their mother.

Worksheet

Slide 8 Mary is present in the Church today WORKSHEET
 This worksheet relates to slide 8.

Teacher's Notes