

SLIDE OVERVIEW – THE LITURGICAL YEAR TE TAU ONA RITENGA TAPU

ORDINARY TIME

Year 4 Resource 1

Print off this slide overview to supplement your planning.

Refer to Teacher's Notes for background information related to the resource content and suggested Teaching and Learning Experiences in the Teacher's book or in the Teacher's material under Resource Notes on the Resource Home Page.


If worksheets are used in this resource these can be printed from PDF files that are available on-line in the (Lesson) Resource Documents.



Slide 1 Ordinary Time – the longest season in the Liturgical Year

Use this slide as a focussing strategy to introduce the resource topic. Read the title together and invite children to share something they know about Ordinary Time and its place in the Liturgical Year.

Teacher's Notes



Slide 2 Learning Outcomes

Read through the Learning Intentions with the class and identify some ideas/questions that might be explored in the resource.

Teacher's Notes



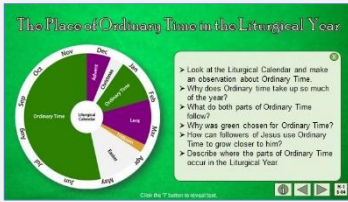
Slide 3 There are many 'ordinary' times in our lives

Follow the message in the slide.

Children complete the worksheet and share it in groups.

Add it to RE Learning Journals.

Teacher's Notes



Slide 4 The Place of Ordinary Time in the Liturgical Year

Read and respond to the questions on the pop up slide.

Invite children to close their eyes and name the seasons in the Liturgical Year starting with Advent. Check them with the calendar image.

The Triduum is the last days of Lent – it is celebrated in the liturgies for - the last part of Holy Thursday, Good Friday, Holy Saturday, and the first part

of Easter Sunday. Triduum is Latin for 3 days.


Teacher’s Notes



Slide 5 Ordinary Time is the time that is not part of the major seasons in the Church’s year

Use the text on the post it notes to generate discussion about what Ordinary Time means, how the pattern of Ordinary Time is like the pattern of our lives and name some of the times of celebration in our ‘ordinary’ lives and in our lives as Christians in the Church.

Teacher’s Notes

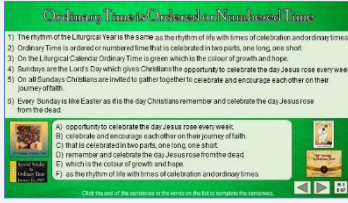


Slide 6 How the Church uses colour to mark the Liturgical seasons including Ordinary Time

Read the flip cards and make a comment or ask a question.

Respond to the coloured text.

Teacher’s Notes



Slide 7 Ordinary Time is Ordered or Numbered Time

Explain that the Sundays and weeks in Ordinary Time are identified by their number which is in numerical order.

Remind children the Liturgical Year starts on the 1st Sunday in Advent and ends on the last Sunday in Ordinary Time which is the Feast of Christ the King. Some of the Sundays in Ordinary Time are major Feasts in the Church so they

do not have a number but they have a title such as Trinity Sunday, Feast of the Body and Blood of Christ. Children name the correct statements to complete the sentences and check it with the floaters.

When completed children share something they have learned about Ordinary Time.

ANSWERS 1) F, 2) C, 3) E, 4) A, 5) B, 6) D

Teacher’s Notes

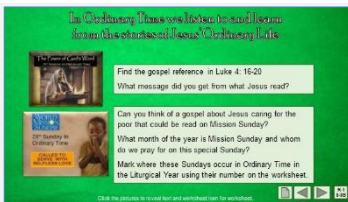


Slide 8A In Ordinary Time we listen to and learn from the stories of Jesus' Ordinary Life

In Ordinary Time people pay particular attention to the Sunday gospels as they are stories about the 'ordinary' life of Jesus and the things he did that were the work God had sent him to do on earth. These stories tell how Jesus began to build God's Kingdom on earth through his teaching, the ways he served people, his healing and his kindness to people especially those in need.

Follow the directions on the revealed text. Share the messages you got for the stories. Use the stories in class prayer during Ordinary Time. These are important stories about Jesus that show people what sort of person he truly was and why we should strive to be like him.

Teacher's Notes



Slide 8B In Ordinary Time we listen to and learn from the stories of Jesus' Ordinary Life

In Ordinary Time people pay particular attention to the Sunday gospels as they are stories about the 'ordinary' life of Jesus and the things he did that were the work God had sent him to do on earth. These stories tell how Jesus began to build God's Kingdom on earth through his teaching, the ways he served people, his healing and his kindness to people especially those in need.

Follow the directions on the revealed text. Share the messages you got for the stories. Use the stories in class prayer during Ordinary Time. These are important stories about Jesus that show people what sort of person he truly was and why we should strive to be like him. Complete the worksheet.

ANSWERS

The 2nd Sunday in Ordinary Time is in the month of **January**

The 22nd Sunday in Ordinary Time is in the months of **August or September**

The 14th Sunday in Ordinary Time is in the month of **July**

The 30th Sunday in Ordinary Time is in the month of **October**

The 19th Sunday in Ordinary Time is in the month of **August**

The 8th Sunday in Ordinary Time is in the months of **February or March**

The 27th Sunday in Ordinary Time is in the month of **October**

The 5th Sunday in Ordinary Time is in the month of **February**

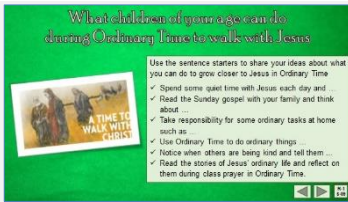
The 32nd Sunday in Ordinary Time is in the month of **November**

The 25th Sunday in Ordinary Time is in the month of **September**

Write the answers at the end of the question

- 1) How many weeks are there in Ordinary Time? **33 or 34 weeks**
- 2) What is the order of the Sundays in 'Ordered' Time? **Numerical order**
- 3) What is the first day of the Liturgical Year? **The 1st Sunday of Advent**
- 4) What is the last day of the Liturgical Year? **The Feast of Christ the King**
- 5) What is the greatest feast in the Liturgical Year? **Easter Sunday – the day Jesus rose**

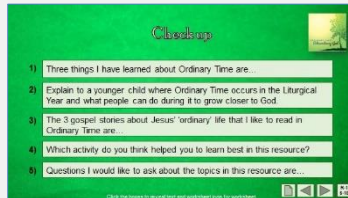
Teacher's Notes



Slide 9 What children of your age can do during Ordinary Time to walk with Jesus

Work through the items on the slide and encourage children to suggest ways they get to know Jesus better, become closer to him and share your 'ordinary' time with him as you grow to be a strong follower of him.

Teacher's Notes



Slide 10 Check Up

This formative assessment strategy will help teachers to identify how well the children have achieved the Learning Intentions of the resource.

Teachers can choose how they use the slide in their range of assessment options.

A worksheet of this slide is available for children in Years 5-8 to complete.

The last two items are feed forward for the teacher.

Recording the children's responses to these items is recommended as it will enable teachers to adjust their learning strategies for future resources and target the areas that need further attention.

Teacher's Notes



Slide 11 Time for Reflection

The MP3 is played to help create a reflective atmosphere and bring the children to stillness and silence as the teacher invites them to *reflect on the ordinary times in their lives and how they can use them to grow closer to Jesus when they talk to him and read stories about his ordinary life. Think of something that could be a reminder to help you with this.*


Teacher's Notes



Slide 3 Ordinary Times in our lives WORKSHEET

This worksheet relates to slide 3


Teacher's Notes



Slide 8 Where the Numbered Sundays occur in Ordinary Time WORKSHEET

This worksheet relates to slide 8B

Teacher's Notes



Slide 10 Check Up WORKSHEET

This worksheet relates to slide 10

Teacher's Notes