

SLIDE OVERVIEW – THE LITURGICAL YEAR TE TAU ONA RITENGA TAPU

The Season of LENT

Year 8 Resource 2

Print off this slide overview to supplement your planning.

Refer to Teacher's Notes for background information related to the resource content and suggested Teaching and Learning Experiences in the Teacher's book or in the Teacher's material under Lesson Notes on the Resource Home Page.

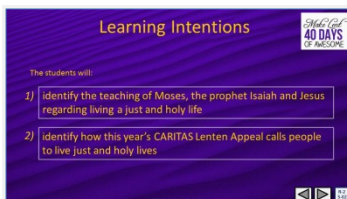
If worksheets are used in this lesson these can be printed from PDF files that are available on-line in (Lesson) Resource Documents.



Slide 1 A Reminder to Live Justly

Use this slide as a focussing strategy to introduce the lesson topic. Read the title together and invite students to share something they know about what living justly means.

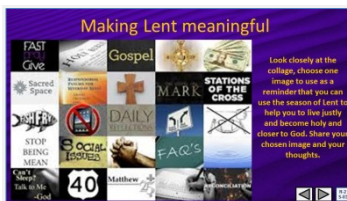
Teacher's Notes



Slide 2 Learning Intentions

Read through the Learning Intentions with the class and identify some ideas/questions that might be explored in the lesson.

Teacher's Notes

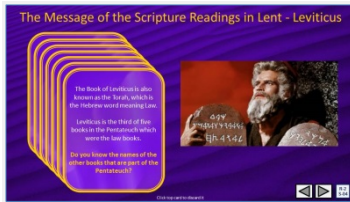


Slide 3 Making Lent meaningful

In their RE Learning Journal students sketch the image they chose and record their thoughts about it.

Record words that describe God's attitude to those who seek justice, dignity and the necessities of life – see Teaching and Learning Experience 2.

Teacher's Notes



Slide 4 The Message of the Scripture Readings in Lent – Leviticus

Adapt Teaching and Learning Experience 3

Make copies of the excerpts from the Lenten Readings: Leviticus, Isaiah, Luke and Matthew in the Teachers’ book on p25 & 26 or in the Resource Documents for Yr 8 on the Resource Home page.

Use the Readings in class prayer during Lent.


Read the text on each flip card and respond to the questions. See information below.

FYI - The five books of the Pentateuch are Genesis, Exodus, Leviticus, Numbers, and Deuteronomy.

The 10 Commandments were given by God to Moses on Mount Sinai.

Leviticus is read in Lent because it is a time to focus on God’s call to people to become holy as God is holy.

Teacher’s Notes



Slide 5 The Message of the Scripture Readings in Lent – Isaiah

Adapt Teaching and Learning Experience 1

Make copies of the Isaiah reading in the Teachers’ book on p25 or in the Resource Documents for Yr 8 on the Resource Home page.

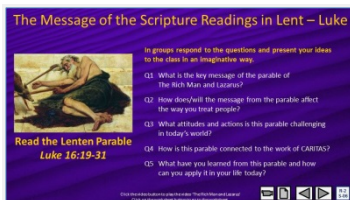
Read each post it note and imagine what the life of a prophet would have been like in Isaiah’s day. You could research this and share your findings.

Read Isaiah 1:10, 16-20, 27-28

As you listen take note of:

- one action Isaiah urges the people to do that is God’s teaching
- one warning he gives and the consequences of sinful behaviour
- share how Isaiah’s advice and warning applies in today’s world.

Teacher’s Notes



Slide 6 The Message of the Scripture Readings in Lent – Luke

Make copies of Luke 16:19-31 in the Teachers’ book on page 26 or in the Resource Documents for Yr 8 on the Resource Home page.

Use the Readings in class prayer during Lent.


Watch the clip The Rich Man and Lazarus

<https://www.youtube.com/watch?v=S1CLphbmgfA> 3:07 minutes

Make copies of the worksheet to guide students’ group discussion.

Allow time for group presentations and further discussion.

Teacher’s Notes



Slide 7 The Message of the Scripture Readings in Lent – Matthew

Make copies of Matthew 18:23-35 in the Teachers' book on page 26 or in the Resource Documents for Yr 8 on the Lesson Home page. Use the Readings in class prayer during Lent.

Adapt Teaching and Learning Experience 4

Watch the clip

<https://www.youtube.com/watch?v=n-DI5dqLz5M>

The Unforgiving Servant 5:26 minutes

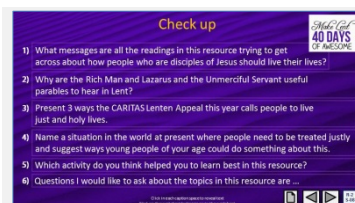
This version of the parable shows the story in a contemporary setting.

Note how the story told in the slide image and the youtube version both convey the same message – discuss which medium is the more powerful for young people of your age and give your reasons.

Make a copy of the worksheet for each student to complete.

Make a wall display of the worksheets and share them with other classes.

Teacher's Notes



Slide 8 Check Up

This formative assessment strategy will help teachers to identify how well students have achieved the Learning Intentions of the resource.

Teachers can choose how they use the slide in their range of assessment options.

A worksheet of this slide is available for students in Years 5-8 to complete.

The last two items are feed forward for the teacher.

Recording the student's responses to these items is recommended as it will enable teachers to adjust their learning strategies for future lessons and target the areas that need further attention.

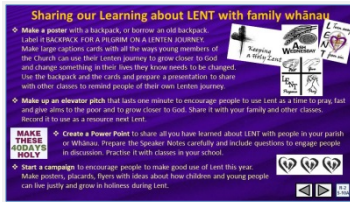
Teacher's Notes



Slide 9 Time for Reflection

The MP3 is played to help create a reflective atmosphere and bring the young people to stillness and silence as the teacher invites them to *reflect on the messages the Scripture readings in this resource have brought to their attention. Think about how they will impact on how they will use the 40 days of Lent this year to become more aware of practicing justice and fairness, forgiveness and mercy in their relationships at home and at school.*

Teacher's Notes



Slide 10A Sharing our Learning about LENT with family whānau

This slide provides some choices for young people to show and share what they have learned. Examples could be photographed as evidence of young people’s learning.

You may like to put a copy of the Sharing our Learning page in young people’s RE Learning Journals. You could talk through the choices using the slide and

let young people make their choice from their own copy.

Young people could work on their choice at school and/or at home and you may like to set a day for sharing. Please let parents and whānau know what you expect them to do with this.

The slide is focussed on LENT Year 8 Achievement Objective which is covered in Resources 1-2

LENT Year 8 AO Students will be able to:

recognise how the Lenten readings challenge people to follow God’s call to live just and holy lives.

Teacher’s Notes



Slide 10B Sharing our Learning about LENT with family whānau

This slide provides some choices for young people to show and share what they have learned. Examples could be photographed as evidence of young people’s learning.

You may like to put a copy of the Sharing our Learning page in young people’s RE Learning Journals. You could talk through the choices using the slide and

let young people make their choice from their own copy.


Young people could work on their choice at school and/or at home and you may like to set a day for sharing. Please let parents and whānau know what you expect them to do with this.

The slide is focussed on LENT Year 8 Achievement Objective which is covered in Resources 1-2

LENT Year 8 AO Students will be able to:

recognise how the Lenten readings challenge people to follow God’s call to live just and holy lives.


Teacher’s Notes



Slide 6 The Message of the Scripture Readings in Lent – Luke WORKSHEET

This worksheet relates to slide 6

Teacher’s Notes



Slide 7 Reflecting on the messages of the two Lenten Parables WORKSHEET

This worksheet relates to slide 7

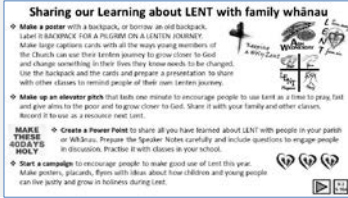
Teacher’s Notes



Slide 8 Check up WORKSHEET

This worksheet relates to slide 8

Teacher's Notes



Slide 10A Sharing our Learning about LENT with family whānau WORKSHEET

This worksheet relates to slide 10A

Teacher's Notes



Slide 10B Sharing our Learning about LENT with family whānau WORKSHEET

This worksheet relates to slide 10B

Teacher's Notes