

## SLIDE OVERVIEW – THE LITURGICAL YEAR TE TAU ME ONA RITENGA TAPU

### The Season of LENT

#### Year 4 Resource 2

Print off this slide overview to supplement your planning.

Refer to Teacher's Notes for background information related to the resource content and suggested Teaching and Learning Experiences in the Teacher's book or in the Teacher's material under Resource Notes on the Resource Home Page.

If worksheets are used in this resource these can be printed from PDF files that are available on-line in (Lesson) Resource Documents.



#### Slide 1 Lent is a Season for turning back to God through Fasting and Almsgiving

Use this slide as a focussing strategy to introduce the resource topic. Read the title together and invite children to share something they know about how fasting and almsgiving helps people turn back to God in Lent.

Teacher's Notes



#### Slide 2 Learning Outcomes

Read through the Learning Intentions with the class and identify some ideas/questions that might be explored in the resource.

Teacher's Notes



#### Slide 3 A Rapid Recap on what you know about the Season of Lent

Adapt Teaching and Learning Experience 1

Invite the children to share what they have learned so far about Lent. Look at the image and describe where it occurs in the Liturgical Year.

Watch the clip The Lenten Season 6:58 minutes

<https://www.youtube.com/watch?v=akkQCnZAwWI>

Prepare a poster board titled –What we have learned about the Season of LENT.

After watching the clip give children 3 Post it notes each and invite them to write 3 new things they learned about Lent from the clip to display on the poster board. Add the Post it notes to the poster and display in the Lenten Prayer Space.

Suggested uses for the poster board: Include in Sharing our Learning (See R2 Slide 11)

Photograph poster as a record of learning about Lent so far – suggest copy for RE Learning Journal, scan a copy and email it to parents – print copies and use as part of pre-test/post-test check.

Teacher's Notes



#### Slide 4 Every season has its own mood or feeling

Adapt Teaching and Learning Experience 2

Invite the children to share the mood of the summer season.

Then move to the mood of Lent and record ideas on the screen – quiet time, reflective, waiting, prayerful, thoughtful, sadness, preparing for something, near Jesus, purple, in the shadow of the cross, thinking of others, changing,

sacrifice, giving to others, remembering, death, journey, prayerful, renewing, being with, 40 days.

When the words have been recorded children can use them to create some Acrostic poems which can be illustrated appropriately as posters to be displayed around the school and shared – see Sharing our Learning (R2, Slide 12),

NOTE - An **acrostic poem** is a type of **poetry** where the first, last or other letters in a line spell out a particular word or phrase. The most common and simple form of an **acrostic poem** is where the first letters of each line spell out the word or phrase.

Adapt Teaching and Learning Experience 3

Teacher's Notes



#### Slide 5 Fasting is one of the ways that helps people to bring God into their lives in Lent

Adapt Teaching and Learning Experience 5

Use the flip cards to increase children's understanding of what fasting can include. Take time to let children make their personal responses to the ideas in the purple text.

Teacher's Notes



#### Slide 6 Feasting and fasting in our classroom

From the screen read the Feasting and Fasting items around the class.

Invite children to explain what each one means.

Children use their worksheet to create their own examples and share them with the class.

Teacher's Notes



#### Slide 7 Almsgiving is another way people make God more important in their lives in Lent

Adapt Teaching and Learning Experiences 5 & 6

Read aloud the purple text on the flip cards. Class then read the black text silently (with help if needed) on each flip card.

Then read aloud the purple text questions on the flip cards again. Invite

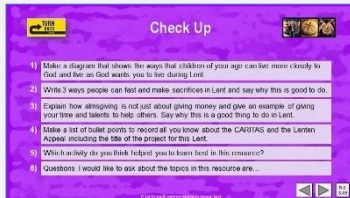
children to respond in their own words.

Teacher's Notes



**Slide 8 Find out about the Caritas Lenten Appeal for this Lenten Season**  
 Use the ideas on the pop up to help your class decide how they will use the Caritas resources during Lent.

Teacher's Notes



**Slide 10 Check Up**  
 This formative assessment strategy will help teachers to identify how well the children have achieved the Learning Intentions of the resource. Teachers can choose how they use the slide in their range of assessment options. A worksheet of this slide is available for children in Years 5-8 to complete.

The last two items are feed forward for the teacher. Recording the children's responses to these items is recommended as it will enable teachers to adjust their learning strategies for future resources and target the areas that need further attention.

Teacher's Notes



**Slide 11 Time for Reflection**  
 The MP3 is played to help create a reflective atmosphere and bring the children to stillness and silence as the teacher invites them to *recall how praying brings them closer to God. Think about their favourite Holy Week story and recognise how praying with it helps them to notice things they need to change. Recall how reflecting on the events in Jesus' last week before he died helps them to feel closer to him like they are sharing in what is happening to him.*

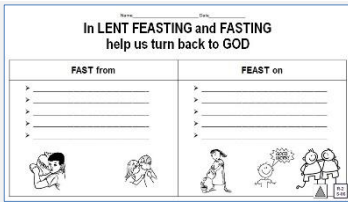
Teacher's Notes



**Slide 12 Sharing our Learning about LENT with family whānau, other classes and parish**  
 This slide provides some choices for children to show and share what they have learned. Examples could be photographed as evidence of children's learning.

You may like to put a copy of the **Sharing our Learning** page in children's RE Learning Journals. You could talk through the choices using the slide and let children make their choice from their own copy. Children could work on their choice at school and/or at home and you may like to set a day for sharing. Please let parents and whānau know what you expect them to do with this. The resource is focussed on the Yr 4 **LENT** Achievement Objective which is covered in Resources 1-2 Yr 4 **LENT** AO Children will be able to: recognise **LENT** as a season for turning back to God through prayer, fasting and almsgiving.


Teacher's Notes



**Slide 6 In LENT FEASTING and FASTING help us turn back to GOD WORKSHEET**

This worksheet relates to slide 6

Teacher's Notes



**Slide 11 Sharing our Learning about LENT with family whānau, other classes and parish WORKSHEET**

This worksheet relates to slide 11

Teacher's Notes