

## SLIDE OVERVIEW – THE LITURGICAL YEAR TE TAU ME ONA RITENGA TAPU

Season or Feast: Lent

Year 3 Resource 1

Print off this slide overview to supplement your planning.

Refer to Teacher's Notes for background information related to the resource content and suggested Teaching and Learning Experiences in the Teacher's book or in the Teacher's material under Resource Notes on the Resource Home Page.


If worksheets are used in this resource these can be printed from PDF files that are available on-line in the (Lesson) Resource Documents.



### Slide 1 Lent is a Season of Change

Use this slide as a focussing strategy to introduce the resource topic. Read the title together and invite children to share something they know about Lent. Lent is a time to change things we do that are not loving and about how we can grow to be better friends with Jesus.

Teacher's Notes




### Slide 2 Learning Intentions

Read through the Learning Intentions with the class and identify some ideas/questions that might be explored in the resource.

1. Name traditional signs that show Lent as a season of change
2. Identify natural signs in Aotearoa New Zealand that can be related to the season of Lent.

Teacher's Notes



### Slide 3 Lent is a Season in the Liturgical Year

Children share what they know already about Lent and this is recorded on the screen.

Teacher's Notes

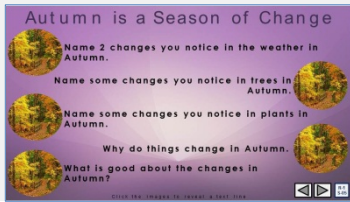


### Slide 4 Lent is the time to prepare for Holy Week and Easter

Adapt Teaching and Learning Experience 1.

Children can suggest the words that could complete the sentence and check it out using the floater tool.

Teacher's Notes



Teacher's Notes

**Slide 5 Autumn is a Season of Change**  
Adapt Teaching and Learning Experience 2  
Children read the revealed text and respond.




Teacher's Notes

**Slide 6 Lent is a time to grow and change for Jesus**  
Children read the revealed text and make a comment or ask a question.  
Children explain how Autumn and Lent are season of change and share some examples.  
What new things can grow when children our age change in Lent?



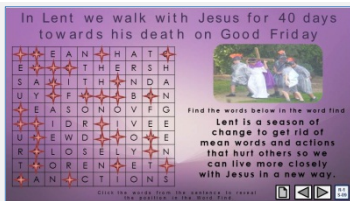
Teacher's Notes

**Slide 7 Trees are like people, they change and grow so they can bear fruit to share with others**  
Adapt Teaching and Learning Experience 3  
Children work through the stages of growth of the apple tree and name each stage. Children share their responses to the last 2 questions.



Teacher's Notes

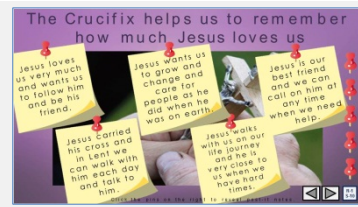
**Slide 8 Jesus told stories about wheat seeds that die and then change into beautiful wheat plants**  
Adapt Teaching and Learning Experience 4.  
Children read each flip card and talk about what it means.  
Think about seeds and plants that grow and change and become something great – name some examples.



their learning.

Teacher's Notes

**Slide 9 In Lent we walk with Jesus for 40 days towards his death on Good Friday**  
Read the sentence and say who the message is for.  
On their worksheet children can find each word in the sentence and highlight it in the sentence **and** in the Word Find  
Children can add worksheets to their RE Learning Journals as evidence of



**Slide 10 The Crucifix helps us to remember how much Jesus loves us**  
 Children read each post it note and share what it tells us about Jesus and us. Adapt Teaching and Learning Experience 5 to use as the class prayer focus during Lent.  
 Use some little shoes to move during prayer time each day along the path towards the cross.

Teacher's Notes




**Slide 11 Check up**  
 This formative assessment strategy will help teachers to identify how well children have achieved the Learning Intentions of the resource. Teachers can choose how they use the slide in their range of assessment options.  
 The last two items are feed forward for the teacher.

Recording the children's responses to these items is recommended as it will enable teachers to adjust their learning strategies for future resources and target the areas that need further attention.

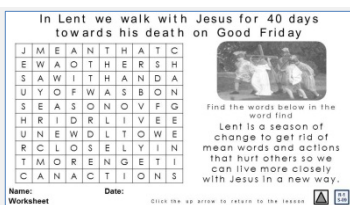
1. **Name some signs of change you can see around you in the garden at home or at school.**
2. **Why is it good for people and things to change?**
3. **Name some things children of your age may need to change.**
4. **Name 3 things you know about the season of Lent.**
5. **Which activity do you think helped you to learn best in this resource?**
6. **Questions I would like to ask about the topics in this resource are ...**

Teacher's Notes



**Slide 12 Time for Reflection**  
 The MP3 is played to help create a reflective atmosphere and bring the children to stillness and silence as the teacher invites them to *bring into their mind something they need to change that hurts others. Tell Jesus about it and ask him to help them find a way to change it during Lent.*

Teacher's Notes



**Slide 9 In Lent we walk with Jesus for 40 days towards his death on Good Friday WORKSHEET**  
 This worksheet relates to slide 9.  
 Find each word in the sentence below on the matrix and highlight it in the sentence **and** in the Word Find.  
 Children can add worksheets to their RE Learning Journals as evidence of

their learning.

Teacher's Notes

