

# SLIDE OVERVIEW – THE LITURGICAL YEAR TE TAU ME ONA RITENGA TAPU

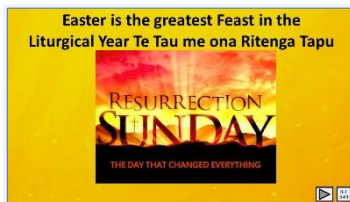
## THE FEAST OF EASTER

### LEVEL 3 Year 5 Resource 1

Print off this slide overview to supplement your planning.

Refer to Teacher's Notes for background information related to the resource content and suggested Teaching and Learning Experiences in the Teacher's book or in the Teacher's material under Resource Notes on the Resource Home Page.

If worksheets are used in this resource these can be printed from PDF files that are available on-line in the (Lesson) Resource Documents.



#### Slide 1 Easter is the greatest Feast in the Liturgical Year Te Tau me ona Ritenga Tapu

Use this slide as a focussing strategy to introduce the resource topic. Read the title together and invite children to share something they know about the Feast of Easter and what it means for Christians.

Teacher's Notes




#### Slide 2 Learning Outcomes

Read through the Learning Intentions with the class and identify some ideas/questions that might be explored in the resource. Create an Easter prayer focus with yellow or gold cloths, images of Jesus rising, Easter symbols of candles, chickens, eggs and bulbs in a pot. Draw attention to the change of season and mood of Holy Week. Remember to add 'Alleluia, Alleluia' to prayer during the 50 days of the Easter season. Create an Easter space for children to spend time with the poems, books and bibles with the Easter story with a text that children can read to each other. Ask teachers from other classes to let your class visit to share their Easter learning together. If possible, take the children to the church to see the Paschal Candle and the bright joyful yellow and white flowers, candles and altar cloths. Children can pick up a lot about the feast and season of Easter from exploring their local church. Make children aware that this is the greatest feast in the Liturgical Year and it the event and belief that our faith is based on. Hopefully these resources will increase children's understanding of the meaning of Easter and how it is the foundation of this great truth of our faith. You are their spiritual guide and faith witness for your children so this is a good week to let them see how important celebrating Easter is for you and them together. Draw children's attention to the images on the slides – a lot of learning can come from discussion around them.

Watch the clip which puts Easter in its historical context and helps children to understand what a big moment in history the Resurrection of Jesus was and how it changed the world – from this moment on people could hope and believe the promise Jesus made that from this event onwards death was not the end of life. The new life Jesus had when he rose he passed on to all who believe in him. From the Resurrection we all have a new heavenly life after death with God forever. This is what Christians believe will happen after death all because Jesus' Resurrection defeated death so it was no more.

Teacher's Notes



**Slide 3 The Feast of Easter is the Feast of Jesus' Resurrection – the Pinnacle of all the Feasts of the Church's Liturgical Year**

In Year 5 children are beginning to develop a deeper understanding of what Catholic believe about Easter and its meaning and significance.

Watch the clip

<https://www.youtube.com/watch?v=fSxQUdK7NRY>

EASTER: History and Culture (9:09 minutes)

Give children time to comment and ask questions about the clip before reviewing the Learning Intentions. Take note of their questions as they may be answered as you work through these 2 resources.

Read through the text on the slide and use it to initiate conversations about what we believe about Easter.

Teacher's Notes



**Slide 4A Why is the Feast of Easter such a joyful Feast?**

Read and talk about the words on the image.

ANSWERS 1=2ND line, 2=3rd line, 3=1st line, 4=4th line.

Choose the statement from the lower set to correctly complete the sentence then check it with the floater.

Make an Acrostic poem for the word EASTER to display at school and share at

home. (Sharing our Learning, Slide 12)

Teacher's Notes



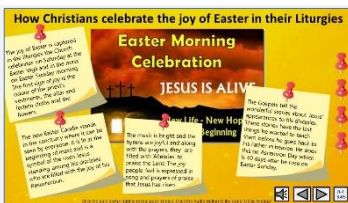
**Slide 4B Why is the Feast of Easter such a joyful Feast?**

ANSWERS 5=2nd line, 6=3rd line, 7=1st line.

Choose the statement from the lower set to correctly complete the sentence then check it with the floater.

Make an Acrostic poem for the word EASTER to display ay school and share at home. (Sharing our Learning, Slide 12)

Teacher's Notes



**Slide 5 How Christians celebrate the joy of Easter in their Liturgies**

Read the PINs and give children time to have conversations about them.

Sing using the MP3 'Celtic Alleluia'.

Encourage the children to talk with their families about celebrating Easter by attending one of the special Liturgies where they are celebrating Easter.

Adapt Teaching and Learning Experiences 3 & 4.

Teacher's Notes



**Check Up**



- 1) Name 3 key beliefs Catholics have about the Resurrection of Jesus. (refer to Slide 3)
- 2) Write 3 reasons why Easter is a feast and season of joy. (refer to Slide 4)
- 3) Draw and label 5 aspects of the Easter liturgies that express the joy of Easter. (refer to Slide 5)
- 4) Use your sketch of the Easter Candle to share all you know about it. Say where you have seen one in a church during the Easter season. (refer to Slide 6)

### Slide 10A Check Up

This formative assessment strategy will help teachers to identify how well children have achieved the Learning Intentions of the resource. Teachers can choose how they use the slide in their range of assessment options.

A worksheet of this slide is available for children in Years 5-8 to complete.

The last two items are feed forward for the teacher.

Recording the children's responses to these items is recommended as it will enable teachers to adjust their learning strategies for future resources and target the areas that need further attention.

Teacher's Notes

**Check Up**



- 5) Write 3 outcomes of Jesus' Resurrection that Christians believe. (Slide 7)
- 6) Make a list of 5 things that will happen on the last day of the world when Jesus comes again. (refer to Slide 9)
- 7) Which activity do you think helped you to learn best in this resource?
- 8) Questions I would like to ask about the topics in this resource are ...

### Slide 10B Check Up

Children use the worksheet and respond to each item. This can be added to their RE Learning Journal. Note what areas may need more attention and use strategies including peer tutoring to help with this.

Teacher's Notes

**Time for Reflection**




### Slide 11 Time for Reflection

The MP3 is played to help create a reflective atmosphere and bring the children to stillness and silence as the teacher invites them *to reflect on what Jesus has told them about what will happen at the end of the world and what he has prepared for those who love him and how good it would be to share it with him.*

Teacher's Notes

**Easter is the Greatest Feast in the Church's Liturgical Year**



### Slide 6 Easter is the Greatest Feast in the Church's Liturgical Year WORKSHEET

This Worksheet relates to Slide 6

Teacher's Notes

**Check Up**



- 1) Name 3 key beliefs Catholics have about the Resurrection of Jesus (refer to Slide 3)
- 2) Write 3 reasons why Easter is a feast and season of joy (refer to Slide 4)
- 3) Draw and label 5 aspects of the Easter liturgies that express the joy of Easter (refer to Slide 5)
- 4) Use your sketch of the Easter Candle to share all you know about it. Say where you have seen one in a church during the Easter season (refer to Slide 6)
- 5) Write 3 outcomes of Jesus' Resurrection that Christians believe. (Slide 7)
- 6) Make a list of 5 things that will happen on the last day of the world when Jesus comes again. (refer to Slide 9)
- 7) Which activity do you think helped you to learn best in this resource?
- 8) Questions I would like to ask about the topics in this resource are ...

Name: \_\_\_\_\_  
Date: \_\_\_\_\_

Worksheet

### Slide 10A and 10B Check Up WORKSHEET

This Worksheet relates to slides 10A and 10B.

Teacher's Notes