

# SLIDE OVERVIEW – THE LITURGICAL YEAR TE TAU ME ONA RITENGA TAPU

## THE FEAST AND SEASON OF EASTER

### Level 2 Year 4 Resource 3

Print off this slide overview to supplement your planning.

Refer to Teacher's Notes for background information related to the resource content and suggested Teaching and Learning Experiences in the Teacher's book or in the Teacher's material under Resource Notes on the Resource Home Page.


If worksheets are used in this resource these can be printed from PDF files that are available on-line in the (Lesson) Resource Documents.



#### Slide 1 What Easter - Te Aranga means to Believers today

Use this slide as a focussing strategy to introduce the resource topic. Read the title together and invite children to share something they know about what Easter means for believers today.

Teacher's Notes




#### Slide 2 Learning Outcomes

Continue to give attention to the Easter Prayer focus and remember to add "Alleluia Alleluia" and the Sign of Peace during class prayer over the 50 days of the Easter season. Keep reading the after -Easter stories at prayer time. If possible take the children to the church to see the new Paschal Candle after Easter. Help children to become aware that Easter is the greatest feast in the

Liturgical Year and it is the event and belief that our faith is based on. You as their teacher are their spiritual guide and faith witness for your children so this is a good week to let them see how important celebrating Easter is for you and them together. Draw children's attention to the images – a lot of learning can come from discussion around them.

Teacher's Notes



### Slide 3 Jesus' Disciples took time to get used to the risen Jesus

Read the slide title and think about why did the disciples take time to get used to the risen Jesus?

Read the blind revealed text and comment on each item.

Can you remember what was going on when Peter denied knowing Jesus?

How do you think Peter felt when he saw him for the first time after he rose?

What do you think Mary was feeling when she realised Jesus really was risen from the dead?

Why do you think Cleopas' heart burned within him when Jesus was speaking to him at the table in the inn in the village of Emmaus? What caused the burning in his heart?

Do you know people like Thomas who need proof of something before they will believe it?

What an interesting collection of friends Jesus had – do you agree?

Adapt Teaching and Learning Experience 2.

Teacher's Notes



### Slide 4 What did the Resurrection mean for Jesus' first Disciples?

Share your responses to the question in the title.

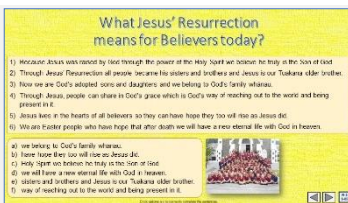
Read the text and watch the image be revealed.

Who are these people? Can you name them?

Can you imagine what your new risen body might look like?

Remember your earthly body died at the end of your life. That is why when you rise on the last day of the world you will need your heavenly body to go to heaven.

Teacher's Notes




### Slide 5 What Jesus' Resurrection means for Believers today

ANSWERS 1) C, 2) E, 3) A, 4) F, 5) B, 6) D

Children read the numbered statements and match them with a lettered statement to complete the sentence correctly. Read the completed sentences and discuss their meaning and encourage children to make a comment or ask a question. What does it mean that Jesus lives in our hearts so that we can

have hope that we too will rise as Jesus did?

Teacher's Notes

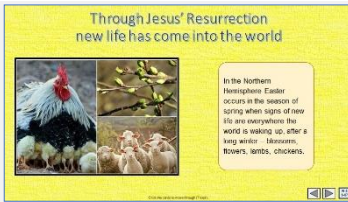


### Slide 6 Jesus' Resurrection has brought hope to his disciples today because ...

Children share their ideas about hope means. Then work through the icon revealed text and talk about what they mean.

What is a little hope? - we hope it will be fine for sports day What is a big hope? – we hope that after we die we will be with God in heaven forever.

Teacher's Notes



**Slide 7 Through Jesus' Resurrection new life has come into the world**  
What do you think it means when we say Jesus brought new life into the world?  
Read the Flip Cards and explain what it means that new life has come into the world. Read them again and say one them you have learned about this.

Teacher's Notes



**Slide 8 For children who follow Jesus today Easter means carrying on his work building God's Kingdom of justice, peace and love on earth**  
How could we see the Kingdom of God in your classroom if we came to visit?  
Read through the ideas with children and make a classroom list and each child make a personal list of how they are doing their bit to build the Kingdom of God wherever they are. The personal list can be added to their RE Learning

Journal and referred to regularly.


Justice means fairness. Peace means calmness and gentleness. Love means kindness and serving others in need.

How do you live these out as a follower of Jesus today?

Enjoy the song with the children.

Sing using the MP3 'Easter People'.


Teacher's Notes



**Slide 9 Jesus has promised that on the Last Day of the world he will gather all of God's people into God's life forever in heaven**  
Read each Post it note and discuss the yellow text.  
Listen to the words of the song carefully using the MP3 'All is well'. Play it often so the children can learn it and sing it. It reinforces the learning in these resources.

Children could create an art work to share with their family whānau of 'The Last Day of the World when Jesus Comes again'.(Sharing our Learning)

Teacher's Notes



**Slide 10 Check Up**  
This formative assessment strategy will help teachers to identify how well children have achieved the Learning Intentions of the resource.  
Teachers can choose how they use the slide in their range of assessment options.  
A worksheet of this slide is available for children in Years 5-8 to complete.

The last two items are feed forward for the teacher.

Recording the children's responses to these items is recommended as it will enable teachers to adjust their learning strategies for future resources and target the areas that need further attention.

Teacher's Notes



**Slide 11 Time for Reflection**

The MP3 is played to help create a reflective atmosphere and bring the children to stillness and silence as the teacher invites them to *on what it would be like to hear Jesus say to you, "Peace be with you."* Remember his words when you are feeling troubled or frightened.

Teacher's Notes



**Slide 12 Sharing our Learning about EASTER with family whānau**

This slide provides some choices for children to show and share what they have learned. Examples could be photographed as evidence of children's learning.

You may like to put a copy of the Sharing our Learning page in children's RE Learning Journals. You could talk through the choices using the slide and let

children make their choice from their own copy.

Children could work on their choice at school and/or at home and you may like to set a day for sharing.

Please let parents and whānau know what you expect them to do with this.

The slide is focussed on Year 4 Easter Achievement Objective which is covered in Lessons 1-3

**AO Yr. 4** - Children will be able to: develop an understanding of the stories of the Easter event.

Teacher's Notes



**Slide 12 Sharing our Learning about EASTER with family whānau WORKSHEET**

This worksheet relates to slide 12

Teacher's Notes