

SLIDE OVERVIEW – TE TAU ME ONA RITENGA TAPU


Season or Feast: Christmas

Year 8 Lesson 2

Print off this slide overview to supplement your planning.

Refer to Teacher's Notes for background information related to the lesson content and suggested Teaching and Learning Experiences in the Teacher's book or in the Teacher's material under Lesson Notes on the Lesson Home Page.

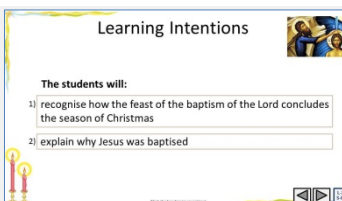
If worksheets are used in this lesson these can be printed from PDF files that are available on-line in lesson resources.



Teacher's Notes

Slide 1 The feast of the baptism of the Lord

Use this slide as a focussing strategy to introduce the lesson topic. Read the title together and invite students to share something they know about the Feast of the baptism of the Lord.



Teacher's Notes

Slide 2 Learning Intentions

Read through the Learning Intentions with the class and identify some ideas/questions that might be explored in the lesson.



Teacher's Notes

Slide 3A The Christmas Season

Adapt Teaching and Learning Experience 1

Look closely at the calendar image.

Discuss what is meant by a season and a feast.

Students read the questions and share responses - check responses with the information in the text boxes.

Continued on the next slide

The Christmas Season

What are the feasts in the Christmas season and when do they occur?

Catholics have many more days in which to celebrate special feasts in the Christmas season:

December 28 The Holy Innocents, January 1 Mary, Mother of God
 December 30 The Holy Family, Sunday after January 1, the Epiphany.
 The season of Christmas ends on the feast of the Baptism of the Lord on the Sunday after the Epiphany around January 6.

Slide 3B The Christmas Season

Students read the questions and share responses - check responses with the information in the text boxes.
 Test each other in pairs to name the feasts and their dates.

Teacher's Notes

The Feasts in the Christmas season

The Feast of the Holy Innocents
 December 28

The Feast of Christmas
 December 25

The Feast of the Holy Family
 December 30
 Sunday after Christmas day

Look at the images of the feasts in the Christmas season. Name each image and briefly describe what it is about. Click to check your response.

Slide 4A The Feasts in the Christmas season

Look closely at each image.
 Follow the directions in the text box.

Teacher's Notes

The Feasts in the Christmas season

The Feast of Mary the Mother of God
 January 1

The Feast of the Baptism of the Lord
 January - Sunday after the Epiphany

The Feast of the Epiphany
 January 6 - Sunday after January 1

Look at the images of the feasts in the Christmas season. Name each image and briefly describe what it is about. Click to check your response.

Slide 4B The Feasts in the Christmas season

Look closely at each image.
 Follow the directions in the text box.

Teacher's Notes

Why was Christ born?

- Christ was born to bring people back into friendship with God so they can be part of God's kingdom.
- By the way he lived and what he taught, Christ challenged people to live in a new, loving way.
- His message to people was to reject unkind words and actions and to seek forgiveness and begin again with love in their hearts.
- Jesus' message was for all people regardless of who they were or what they had done.
- It was Jesus' life that led him to his death on the cross and through this he won back a place in God's kingdom for everyone.

A) challenged people to live in a new loving way.
 B) who they were or what they had done.
 C) back into friendship with God so they can be part of God's kingdom.
 D) and to seek forgiveness and begin again with love in their hearts.
 E) and through this he won back a place in God's kingdom for everyone.

Slide 5 Why was Christ born?

Students share their ideas about why Christ was born.
 Read each statement and select from A- E to correctly complete the sentence.

Use the floaters to check.

ANSWERS

1-C, 2-A, 3-D, 4-B, 5-E

Teacher's Notes

The Feast of the Baptism of the Lord

Topic: The Baptism of the Lord

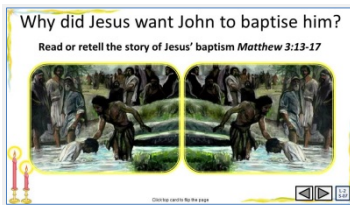
KNOW?	WONDER?	LEARNT?

© 2010 The Catholic Education Office of the Diocese of Parramatta

Slide 6 The Feast of the Baptism of the Lord

Students brainstorm each question and complete the worksheet and share their responses in groups.

Teacher's Notes



Slide 7 Why did Jesus want John to baptise him?

Adapt Teaching and Learning Experiences 3 & 4

Follow the directions on the slide.

Read each page on the flip book – note the key points that are made on each


What people were outside the kingdom?

What did Jesus do after his baptism?

How did he empathise with the people who were sad and hurt?

What did these actions lead Jesus to? What is the answer to the question in the title?

Teacher's Notes



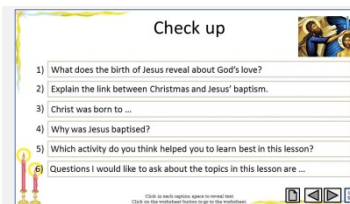
Slide 8 Why is Jesus' baptism such a significant event in his life?

Read each post it note – after each one students share something new they learned from it.

Answer the question in the title.

Sing using the MP3 'The Spirit of the Lord'

Teacher's Notes



Slide 9 Check Up

This formative assessment strategy will help teachers to identify how well students have achieved the Learning Intentions of the lesson.


Teachers can choose how they use the slide in their range of assessment options.

A worksheet of this slide is available for students in Years 5-8 to complete.

The last two items are feed forward for the teacher.

Recording the students' responses to these items is recommended as it will enable teachers to adjust their learning strategies for future lessons and target the areas that need further attention.

Teacher's Notes



Slide 10 Sharing our Learning about CHRISTMAS with family whānau

This slide provides some choices for children to show and share what they have learned. Examples could be photographed as evidence of children's learning.

You may like to put a copy of the Sharing our Learning page in students' RE Learning Journals. You could talk through the choices using the slide and let

children make their choice from their own copy.

Students could work on their choice at school and/or at home and you may like to set a day for sharing. Please let parents and whānau know what you expect them to do with this.

The slide is focussed on **CHRISTMAS** Achievement Objective which is covered in Lessons 1&2.

CHRISTMAS Year 8 Children will be able to: develop an understanding of the Feasts of the Christmas Season: Christmas, The Epiphany and the Baptism of the Lord.

Teacher's Notes



Slide 11 Time for Reflection

The MP3 is played to help create a reflective atmosphere and bring the young people to stillness and silence as the teacher invites them to *reflect on how Jesus empathised with people who were outsiders in need of support and encouragement. Recall ways you empathise with people and how you do your part to build up God's kingdom by reaching out to people who need a friend*

to include them and give them a hand up. Try to do this each day at home and at school.

Teacher's Notes



Slide 6 The Feast of the Baptism of the Lord WORKSHEET

This worksheet relates to slide 6

Teacher's Notes



Slide 9 Check up WORKSHEET

This worksheet relates to slide 9

Teacher's Notes



Slide 10 Sharing our Learning about CHRISTMAS with family whānau WORKSHEET

This worksheet relates to slide 10

Teacher's Notes