

### Slide 5 The Letter to the Hebrews – God proclaims that Jesus is an exact imprint of God's own self

Adapt Teaching and Learning Experience 2

Use the blind reveal to learn some background to the Letter to the Hebrews.


This letter has a very important message for all of the new early Christians because it challenges them to move away from their old Jewish ways and to

take on the ways of the new Christian community that was trying to develop their own ways of doing things. They were being persecuted and some were tempted to revert to their old religious ways.

How would you have felt if you had been one of these new Christians?

Read Hebrews 1:1-6 – use it in class prayer this week.

Teacher's Notes



### Slide 6 What Jesus taught about God and what this says about what God is like


Students recall the gospel stories Jesus used to teach about what God was like – especially the parables.

They complete the worksheet with what they know Jesus taught about God, and what this says about what God is like.

An example is - The Prodigal Son parable says God is forgiving.

Adapt Teaching and Learning Experience 2

Teacher's Notes



### Slide 7 Who were the Magi or Wise Men?

Adapt Teaching and Learning Experience 3

Students share what they know already about the magi or wise men.

The select statements and use the floaters A-E to complete the sentences.

ANSWERS

1-E, 2-C, 3-A, 4-B, 5-D

Teacher's Notes



### Slide 8 Some clarification about visit of the Wise Men

Read Matthew 2:1-12


Read each post it note and discuss the idea that the 3 wise men did not visit the stable when Jesus was born. Listen to the explanation of this and notice how the visit is portrayed in the clip. Notice Jesus.

Watch the clip The wise men seek Jesus 5:42 minutes

<https://www.youtube.com/watch?v=fRjpf2kti08>

Sing using MP3 'Follow the Christmas Star'

Teacher's Notes




**Slide 9 The significance of the gifts the Magi brought and what they reveal about Jesus**

Adapt Teaching and Learning Experiences 3 & 4

Read the text about the meaning of each gift and discuss this.

Make an art work of the gifts of the magi that expresses what each gift reveals about Jesus

Teacher’s Notes

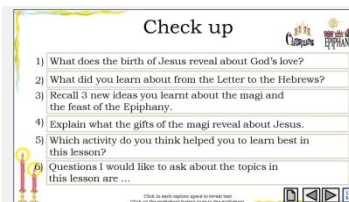


**Slide 10 The Feast of the Epiphany – the revelation of Christ’s birth to the whole world**

People use the word ‘epiphany’ in a non-religious sense today when speaking about a sudden and profound understanding of something.

Use the flip book

Teacher’s Notes



**Slide 11 Check Up**

This formative assessment strategy will help teachers to identify how well students have achieved the Learning Intentions of the lesson.

Teachers can choose how they use the slide in their range of assessment options.

A worksheet of this slide is available for students in Years 5-8 to complete.

The last two items are feed forward for the teacher.

Recording the students’ responses to these items is recommended as it will enable teachers to adjust their learning strategies for future lessons and target the areas that need further attention.

Teacher’s Notes



**Slide 12 Time for Reflection**

The MP3 is played to help create a reflective atmosphere and bring the young people to stillness and silence as the teacher invites them to *reflect on the meaning of the stories of Christmas and the Epiphany and how they help us to realise how great God is and how deep God’s love is for each one of us. Sit with this and let it sink into their heart.*



Original Children’s Activities available on lesson home page

Teacher’s Notes

What Jesus taught about God and what this says about what God is like

Name: \_\_\_\_\_  
Date: \_\_\_\_\_

1		
2	What I know about what Jesus taught and what this says about what God is like	3
3		4

How does this illustrate what the Letter to the Hebrews said about the impact of God's new being?  



Worksheet



**Slide 6 What Jesus taught about God and what this says about what God is like WORKSHEET**

This worksheet relates to slide 6

Teacher's Notes

Check up

Name: \_\_\_\_\_ Date: \_\_\_\_\_

  **EPHYPHANY**

- 1) What does the birth of Jesus reveal about God's love?
- 2) What did you learn about from the Letter to the Hebrews?
- 3) Recall 3 new ideas you learnt about the magi and the feast of the Epiphany.
- 4) Explain what the gifts of the magi reveal about Jesus.
- 5) Which activity do you think helped you to learn best in this lesson?
- 6) Questions I would like to ask about the topics in this lesson are ...

Worksheet

**Slide 11 Check up WORKSHEET**

This worksheet relates to slide 11

Teacher's Notes