

SLIDE OVERVIEW – THE LITURGICAL YEAR TE TAU ME ONA RITENGA TAPU

Season or Feast: CHRISTMAS

Year 4 Lesson 01

Print off this slide overview to supplement your planning.

Refer to Teacher's Notes for background information related to the lesson content and suggested Teaching and Learning Experiences in the Teacher's book or in the Teacher's material under Lesson Notes on the Lesson Home Page.

If worksheets are used in this lesson these can be printed from PDF files that are available on-line in lesson resources.



Slide 1 Carol Singing Waiata

Use this slide as a focussing strategy to introduce the lesson topic. Read the title together and invite children to share something they know about carol singing waiata and how it helps people to prepare for Christmas.

Teacher's Notes

Learning Intentions

The children will:

- 1) Recognise the relationship between the words of carols and the Christmas story and Christmas traditions.
- 2) Identify and compare Christmas themes and symbols from the northern and southern hemispheres.
- 3) Identify various ways that carols help people to celebrate Christ's coming at Christmas.

Slide 2 Learning Outcomes

Read through the Learning Intentions with the class and identify some ideas/questions that might be explored in the lesson.

Teacher's Notes

A rapid recap on the liturgical year – what have we learned so far?

- 1) The penitential seasons are Advent and Lent
- 2) The longest time in the Liturgical Year is Ordinary Time
- 3) The most important day in the Liturgical Year is Easter Sunday – Jesus' resurrection
- 4) The season of Lent begins on Ash Wednesday
- 5) The Liturgical Year retells the stories of the life of Jesus Christ
- 6) The new Liturgical Year begins with the first Sunday of Advent
- 7) The Liturgical Year is made up of seasons and feasts
- 8) Easter and Christmas are seasons of celebration
- 9) Each season has special stories that are read from the Bible
- 10) Each season is marked with special liturgies and symbols

a) Ordinary Time b) seasons and feasts c) symbols d) the first Sunday of Advent
e) Jesus Christ f) Ash Wednesday g) Bible h) Celebration
i) Advent and Lent j) Easter Sunday – Jesus' Resurrection

Slide 3 A rapid recap on the liturgical year – what have we learned so far?

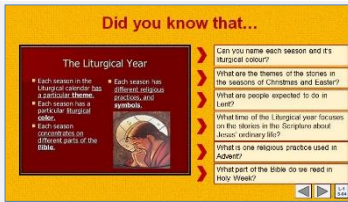
Use the screen version of the rapid recap and /or the worksheet.

Check children's knowledge using the floaters.

You could repeat slides 3 & 4 at the end of the Christmas lessons as a post test.

ANSWERS: 1-i, 2-a, 3-j, 4-f, 5-e, 6-d, 7-b, 8-h, 9-g, 10-c

Teacher's Notes



Slide 4 Did you know that...

Use this slide to get a sense of what children know already about the Liturgical Year.

Read the text on the image carefully and ask children to explain each bullet point.

Children can respond to each arrow statement and say how many out of 6

they knew.

Teacher's Notes



Slide 5 What's special about Christmas carols?

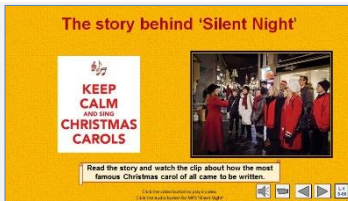
Use each post it note to start children talking in small groups about what they know about Christmas carols.

Explain how they are different from songs? What the word 'carol' means? Name a carol that focusses on angels? What purpose does carol singing serve?

Invite children to share their experiences of carol singing.

How does carol singing make people feel?

Teacher's Notes



Slide 6 The story behind 'Silent Night'

Read the story on the Teacher's Resource page 20 in Teacher's Book or on Lesson Home page. Alternatively, you could show the clip

Watch the clip - Story of Silent Night 4.40 minutes

https://www.youtube.com/watch?v=F_N9c9G75lo

Sing using the MP3 'Silent Night'

Teacher's Note



Slide 7 Christmas carols are sung all over the world

Children share their observations of the carol singers in the image.

Read pages on the flip book and answer the questions.

Teacher's Notes



Singing carols at Christmas helps to bring peace even when countries are at war

Slide 8 Singing carols at Christmas helps to bring peace even when countries are at war

Explain the setting of this clip and what was happening in this true story. Draw children's attention to the power of music and singing carols together at Christmas to build friendship even between enemies.

Watch the clip Oh what a lovely war! Christmas Truce 3:39

https://www.youtube.com/watch?v=NOz9SpWc_yE

Teacher's Notes



Families celebrate Christmas all over the world

Slide 9 Families celebrate Christmas all over the world

Children look closely at the image and read and respond to each reveal. Use children's responses as conversation starters about how families celebrate Christmas.

Teacher's Notes



Where is this family whānau celebrating their Christmas together?

- ◆ How is this like your Christmas lunch with your family whānau?
- ◆ Can you name what makes Christmas celebrations in the southern hemisphere different from the northern hemisphere?
- ◆ What might this family do after their Christmas lunch?
- ◆ What Christmas carols might they sing?
- ◆ Can you name the advantages and disadvantages of celebrating Christmas in the northern hemisphere and the southern hemisphere?

Slide 10 Where is this family whānau celebrating their Christmas together?

Children read each item on the pop up and tell each other stories about their different celebrations of Christmas. Suggest children carry on the conversations about this at home and ask their parents to share their stories of Christmas celebrations in different times, countries and cultures.

Teacher's Notes

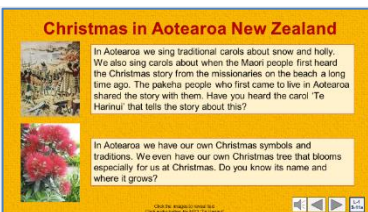


Christmas in Aotearoa New Zealand

Slide 11A Christmas in Aotearoa New Zealand

Read each reveal and discuss the questions. Explain why we talk about an 'upside down Christmas' Sing using the MP3 'Carol our Christmas' after the image of the children and the tree.

Teacher's Notes



Christmas in Aotearoa New Zealand

Slide 11B Christmas in Aotearoa New Zealand

Read each reveal and discuss the questions. Sing using the MP3 'Te Harinui' after the image of the early settlers hearing the story of Christmas for the first time. Research images of New Zealand Christmas symbols and share them.

Teacher's Notes

Christmas in Aotearoa New Zealand

Slide 11C Christmas in Aotearoa New Zealand

Read each reveal and discuss the questions.

Sing using the MP3 'A Pukeko in a Ponga Tree' after the image of the book cover. Children can use the words on the worksheet to sing the carol.

Access the original '12 days of Christmas' carol for them to listen to and explain the 12 days refers to the 12 days of the Christmas season.

Teacher's Notes

Christmas in Aotearoa New Zealand

Slide 11D Christmas in Aotearoa New Zealand

Explain to children that where ever people celebrate Christmas there are ways to make it special and unique to that place.

Look at the images and share some ways that Christmas in Aotearoa is special. Read the reveals and think about how you can help to make your New Zealand Christmas meaningful and happy for everyone.

Remind people that 'Jesus is the reason for the season'. Practise saying 'Meri Kirihimete'.

Teacher's Notes

Find all the Christmas symbols and carols there are in the Word Find

Slide 12 Find all the Christmas symbols and carols there are in the Word Find

Find each word on the matrix and highlight it in the list and in the Word Find. Children complete their worksheets and add them to their RE Learning Journals as evidence of their learning.

Sing using the MP3 'Away in a Manger'

Teacher's Notes

Check Up

Slide 13 Check Up

This formative assessment strategy will help teachers to identify how well the children have achieved the Learning Intentions of the lesson.

Teachers can choose how they use the slide in their range of assessment options.

A worksheet of this slide is available for children in Years 5-8 to complete.

The last two items are feed forward for the teacher.

Recording the children's responses to these items is recommended as it will enable teachers to adjust their learning strategies for future lessons and target the areas that need further attention.

Teacher's Notes



Slide 14 Time for Reflection

The MP3 is played to help create a reflective atmosphere and bring the children to stillness and silence as the teacher invites them *to reflect on how lucky they are to be celebrating Christmas in a country that is peaceful and has beautiful symbols, music and stories to add to Christmas family celebrations.*

Teacher's Notes

A rapid recap on the liturgical year – what have we learned so far?

- 1) The penultimate seasons are...
- 2) The longest time in the Liturgical Year is...
- 3) The most important day in the Liturgical Year is...
- 4) The season of Lent begins on...
- 5) The Liturgical Year recalls the stories of the life of...
- 6) The most Liturgical Year begins with...
- 7) The Liturgical Year is made up of...
- 8) Easter and Christmas are seasons of...
- 9) Each season has special stories that are read from the...
- 10) Each season is marked with special images and...

Ordinary Time seasons and feasts symbols The first Sunday of Advent
 Jesus Christ Ash Wednesday Bible celebration
 Advent and Lent Easter Sunday Resurrection

Worksheet

Slide 3 A rapid recap on the liturgical year – what have we learned so far? WORKSHEET

This worksheet relates to slide 3

ANSWERS: 1-i, 2-a, 3-j, 4-f, 5-e, 6-d, 7-b, 8-h, 9-g, 10-c

Teacher's Notes

A Pukeko in a Ponga Tree

The pukeko is a native bird of New Zealand. It is a large, long-necked, long-billed wading bird. It is found in wetlands and swamps. It is a very shy bird and is usually seen in small groups. It is a very beautiful bird and is a popular attraction for tourists. It is a very important part of New Zealand's natural heritage. It is a very rare bird and is protected by law. It is a very beautiful bird and is a popular attraction for tourists. It is a very important part of New Zealand's natural heritage. It is a very rare bird and is protected by law.

Worksheet

Slide 11 A Pukeko in a Ponga Tree WORKSHEET

This worksheet relates to slide 11

Teacher's Notes

Find all the Christmas symbols and carols there are in the Word Find

C G N I R A H S C N C
 H H S R O W O U I A
 R T R L A C T F E S R
 I C R I C K E T D Y O
 S R D H S A U I L I
 T H G I N T N E L I S
 M A V Y Y U C F F M D
 A Y L L O H S R A A R
 S I I F H O U C I F A
 N E C A E P P F W L C
 U P S I D E D O W N D

Holy Spirit Christ Child Peace Shepherds
 Carols Angels Silent Night Jesus
 Holly Lantern Lights-on-drown Snow
 Ivy Christmas Family Snow

Worksheet

Slide 12 Find all the Christmas symbols and carols there are in the Word Find WORKSHEET

This worksheet relates to slide 12

Teacher's Notes