

SLIDE OVERVIEW – TE TAU ME ONA RITENGA TAPU

Season or Feast: Christmas

Year 3 Lesson 02

Print off this slide overview to supplement your planning.

Refer to Teacher's Notes for background information related to the lesson content and suggested Teaching and Learning Experiences in the Teacher's book or in the Teacher's material under Lesson Notes on the Lesson Home Page.

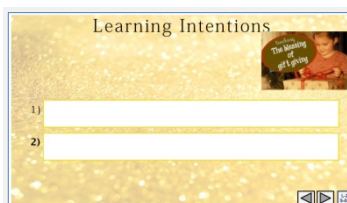
If worksheets are used in this lesson these can be printed from PDF files that are available on-line in lesson resources.



Teacher's Notes

Slide 1 Giving gifts

Use this slide as a focussing strategy to introduce the lesson topic. Read the title together and invite children to share something they know about the story of St Nicholas, the real Santa Claus who gives gifts, and ways people can give gifts of love to others.



Teacher's Notes

Slide 2 Learning Intentions

Read through the Learning Intentions with the class and identify some ideas/questions that might be explored in the lesson.

The children will:

1. recall the story of St Nicholas, the real Santa Claus, as a gift giver.
2. name ways people can give gift of love aroha to others.

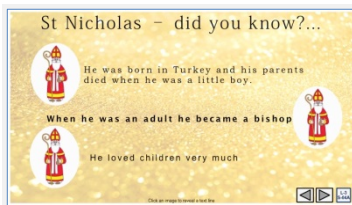


Teacher's Notes

Slide 3 Special ways we celebrate Christmas

Children look at each image and say what it is and how it helps people to celebrate Christmas.

Answer the questions and record children's responses.




Teacher's Notes

Slide 4 A St. Nicholas – did you know?

What do you know about St. Nicholas?

Read the sentences.

What sort of person was St. Nicholas?



page

Teacher's Notes

Slide 4 B St. Nicholas – did you know?

Watch the clip

<https://www.youtube.com/watch?v=C1Wg4mb2Sbg>

The story of Saint Nicholas – the real Santa Claus 6:18 minutes

What 3 new things did you learn about St. Nicholas?

You could read the story on the Teacher Resource p18 or the lesson home



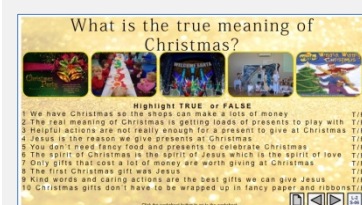
Teacher's Notes

Slide 5 The tradition of telling Santa Claus what you would like for Christmas

Use the flip book to retell the story of St. Nicholas.

When you go to see Santa Claus this Christmas - remember the story of St. Nicholas and the generous person he was.

Try to be a generous person by giving time to help others this Christmas.



Teacher's Notes

Slide 6 What is the true meaning of Christmas?

Work through each item on the screen then children complete their worksheets.

Answers: 1F, 2F, 3F, 4T, 5T, 6T, 7F, 8T, 9T, 10T

Feedback on your score:

1-4 Tell yourself – Jesus is the reason for the season

5-7 Keep trying to remember the real meaning of Christmas.

8-10 You have true spirit of Christmas in your heart!



Slide 7 Giving gifts of love

Adapt Teaching and Learning Experiences 5 & 6

Follow the directions on the slide.

Sing using the MP3 'Gifts for a King'

You may like to use the Children's Home activity on p20 of the Teacher's book or on the lesson home page.

Teacher's Notes



Slide 8 Check Up

This formative assessment strategy will help teachers to identify how well children have achieved the Learning Intentions of the lesson.

Teachers can choose how they use the slide in their range of assessment options.

A worksheet of this slide is available for children in Years 5-8 to complete.


The last two items are feed forward for the teacher.

Recording the children's responses to these items is recommended as it will enable teachers to adjust their learning strategies for future lessons and target the areas that need further attention.

Check up:

1. Tell a partner 3 things you have learned about St Nicholas and why we call him Santa Claus...
2. Give 3 examples of gifts of love children of your age can give at Christmas...
3. Explain what the real meaning of Christmas is...
4. What sort of gifts do you like to receive. Give your reasons...
5. Which activity do you think helped you to learn best in this lesson?
6. Questions I would like to ask about the topics in this lesson are...

Teacher's Notes




Slide 9 Time for Reflection

The MP3 is played to help create a reflective atmosphere and bring the children to stillness and silence as the teacher invites them to *think about generous people in their life who will give them the gift of their time and attention this Christmas. Plan how they could pass this gift on to someone else in their family this Christmas.*

Original children's activities in Teachers book or on lesson home page.

Teacher's Notes

What is the true meaning of Christmas?



Highlight TRUE or FALSE

- 1 We have Christmas so the shops can make a lot of money T/F
- 2 The real meaning of Christmas is getting loads of presents to play with T/F
- 3 Helpful actions are not really enough for a present to give at Christmas T/F
- 4 Jesus is the reason we give presents at Christmas T/F
- 5 You don't need fancy food and presents to celebrate Christmas T/F
- 6 The spirit of Christmas is the spirit of Jesus which is the spirit of love T/F
- 7 Only gifts that cost a lot of money are worth giving at Christmas T/F
- 8 The first Christmas gift was Jesus T/F
- 9 Kind words and caring actions are the best gifts we can give Jesus T/F
- 10 Christmas gifts don't have to be wrapped up in fancy paper and ribbon T/F

Name: _____ Date: _____

Worksheet ©2012 The City School, Lahore

Slide 6 What is the true meaning of Christmas? WORKSHEET

This worksheet relates to slide 6

Teacher's Notes