

SLIDE OVERVIEW – TE TAU ME ONA RITENGA TAPU

Season or Feast: Christmas

Year 3 Lesson 01

Print off this slide overview to supplement your planning.

Refer to Teacher's Notes for background information related to the lesson content and suggested Teaching and Learning Experiences in the Teacher's book or in the Teacher's material under Lesson Notes on the Lesson Home Page.

If worksheets are used in this lesson these can be printed from PDF files that are available on-line in lesson resources.



Teacher's Notes

Slide 1 Jesus, God's greatest gift

Use this slide as a focussing strategy to introduce the lesson topic. Read the title together and invite children to share something they know about Jesus is God's greatest gift and the tradition of gift giving.



Teacher's Notes

Slide 2 Learning Intentions

Read through the Learning Intentions with the class and identify some ideas/questions that might be explored in the lesson.

The children will:

1. recognise that Jesus is God's greatest gift to all people.
2. explain the reason why people give gifts at Christmas.



Teacher's Notes

Slide 3 The Christmas season is a celebration season

Look closely at the Liturgical Calendar and respond to the items on the pop up



Teacher's Notes

Slide 4 A Preparing for Christmas – is it just shopping and parties?

Respond to the message on the pop up
Remind children that Jesus is God's greatest gift to the world and that is why we give gifts at Christmas to celebrate his birthday.



Teacher's Notes

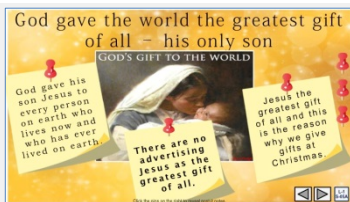
Slide 4 B Preparing for Christmas – is it just shopping and parties?

Adapt Teaching and Learning Experience 2

Answers

1 - 2, 2 - 4, 3 - 5, 4 - 1, 5 - 3.

Work through the statements and match them on the screen then children complete their worksheet. Add worksheets to RE Learning Journals




Teacher's Notes

Slide 5 A God gave the world the greatest gift of all – his only Son

Read each post it note and talk about it.

Adapt Teaching and Learning Experience 3

Make up an advertisement to advertise that Jesus is the greatest gift of all.



Teacher's Notes

Slide 5 B God gave the world the greatest gift of all – his only Son

Read each post it note and talk about it.

Adapt Teaching and Learning Experience 3

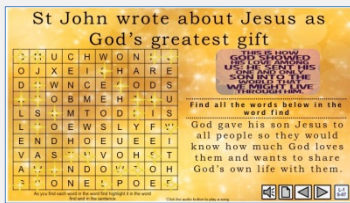
Make up an advertisement to advertise that Jesus is the greatest gift of all and share it with you class and your school.



Teacher's Notes

Slide 6 Jesus is the reason for the season

Read through each statement and share ideas.



Slide 7 St John wrote about Jesus as God's greatest gift

Adapt Teaching and Learning Experience 4

Read slowly from the 1st Letter of St John

'This is how God showed his love among us: He sent his one and only Son that we might live through him' (1 John 4:9).

Children memorise this verse and use it at prayer time as a response to their prayer. Find each word in the sentence beside the matrix and highlight it in the sentence **and** in the Word Find worksheet.

Children add worksheets to their RE Learning Journals as evidence of their learning.

Sing using the MP3 'Praise Him With Cymbals'

Teacher's Notes



Slide 8 A Gifts for a King

Children read the statements and decide on the correct one to complete the sentence. Use the floater to check.

Answer 1a 2c 3b

Watch the clip on Slide 8B 'The 3 kings visit the baby Jesus' 4:12 minutes https://www.youtube.com/watch?v=LfvRjFs_IKY

Teacher's Notes



Slide 8 B Gifts for a King

Children read the statements and decide on the correct one to complete the sentence. Use the floater to check.

Answer 4d 5e

Watch the clip – 'The 3 kings visit the baby Jesus' 4:12 minutes https://www.youtube.com/watch?v=LfvRjFs_IKY

Teacher's Notes



Slide 9 Check Up

This formative assessment strategy will help teachers to identify how well children have achieved the Learning Intentions of the lesson. Teachers can choose how they use the slide in their range of assessment options.

A worksheet of this slide is available for children in Years 5-8 to complete.

The last two items are feed forward for the teacher.

Recording the children's responses to these items is recommended as it will enable teachers to adjust their learning strategies for future lessons and target the areas that need further attention.

Check up:

1. name 3 gifts God has given you and say what is God's greatest gift to you.
2. we give gifts at Christmas because ...
3. what gifts can children of your age give Jesus for his birthday?
4. retell the story of the 3 wise men and what their gifts meant.
5. which activity do you think helped you to learn best in this lesson?
6. questions I would like to ask about the topics in this lesson are ...

Teacher's Notes



Slide 10 Time for Reflection

The MP3 is played to help create a reflective atmosphere and bring the children to stillness and silence as the teacher invites them to *think about receiving their Christmas presents on Christmas day and remind themselves to say thank you to God for the greatest gift of all – God's son Jesus and to wish Jesus 'Happy Birthday'.*

Original children's activities in Teachers book or on lesson home page

Teacher's Notes

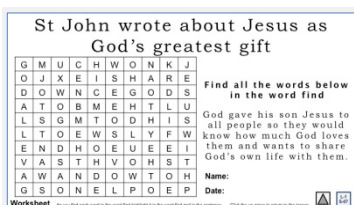


Slide 4 B Preparing for Christmas – is it just shopping and parties? WORKSHEET

This worksheet relates to slide 4B

Answers: 1 - 2, 2 - 4, 3 - 5, 4 - 1, 5 – 3.

Teacher's Notes



Slide 7 St John wrote about Jesus as God's greatest gift WORKSHEET

This worksheet relates to slide 7

Teacher's Notes