

SLIDE OVERVIEW – THE LITURGICAL YEAR TE TAU ONA RITENGA TAPU

The Feast of the ASSUMPTION

Year 3 Resource 1

Print off this slide overview to supplement your planning.

Refer to Teacher's Notes for background information related to the resource content and suggested Teaching and Learning Experiences in the Teacher's book or in the Teacher's material under Resource Notes on the Resource Home Page.

If worksheets are used in this resource these can be printed from PDF files that are available on-line in the (Lesson) Resource Documents.



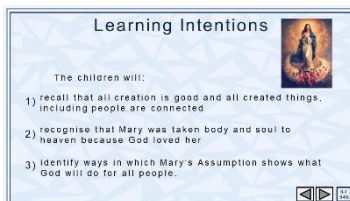
Slide 1 The Feast of the Assumption

Use this slide as a focussing strategy to introduce the resource topic.

Read the title together and invite children to share something they know about Mary's Assumption when God took Mary into heaven body and soul.

Create a Mary prayer focus and tell the story of Mary's Assumption and sing Mary hymns this week in class prayer. This story is not in the Bible – see Slide 6

Teacher's Notes



Slide 2 Learning Intentions

Read through the Learning Intentions with the class and identify some ideas/questions that might be explored in the resource.

Teacher's Notes



Slide 3 All living things God created are connected to each other

Read and discuss slide title. Talk to children about what 'connected' means.

Explain that Pope Francis is concerned about creation and how some people don't care about it and are damaging it. He has written a long letter to the whole world about it.

Follow the prompts on the slide.

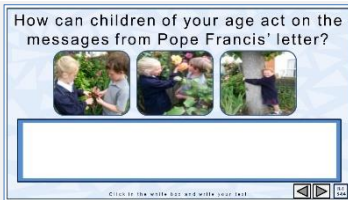
<https://www.youtube.com/watch?v=o3Lz7dmn1eM>

Laudato Si Animation 4:55 minutes

Children respond to the clip and share the messages they got from it.

Each child can say why they think it is important to look after all of God's creation.

Teacher's Notes



Slide 4 How can children of your age act on the messages from Pope Francis' letter?

Notice and share the ways the children on the slide are caring for creation. Teacher types on the slide ways children can respect and care for creation. Adapt Teaching and Learning Experiences 1, 2 & 3.

Teacher's Notes



Slide 5A God's plan for creation is that one day it will all be perfect

Children look at the pictures, read the statements and share their ideas about ways creation will be made perfect. Bringing things to perfection means helping plants, animals and people and all living things to be the most beautiful they can be by loving and caring for them.

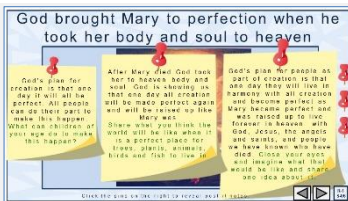
Teacher's Notes



Slide 5B God's plan for creation is that one day it will all be perfect

Children look at the pictures, read the statements and share their ideas about ways creation will be made perfect. Bringing things to perfection means helping plants, animals and people and all living things to be the best they can be by loving and caring for them.

Teacher's Notes



Slide 6 God brought Mary to perfection when he took her body and soul to heaven

Listen to the story of the Assumption.


The Story of Mary's Assumption

At the end of her life Mary died peacefully just as if she fell asleep. Her friends and the apostles took her body to be buried. They had loved and cared for her on earth and she had been a wise and loving friend to them. She had showed them how God wants people to love and care for each other. The story about Mary's death is not written in the Bible but we know that she was assumed that means taken up into heaven. That means God lifted up Mary's body and soul from her grave and Jesus received her into heaven. We call this Mary's Assumption. God did this to bring Mary to perfection because she had loved God and Jesus so much during her life. We can ask Mary to help us to be loving and kind to the people around us.

Read the post it notes and respond.

Teacher's Notes

This is how the Book of Revelation describes Mary in heaven when all creation is brought to perfection.



A great sign appeared in heaven: a woman clothed with the sun, and the moon under her feet, and on her head a crown of twelve stars: Revelation 12:1 (NASB)

- Children create their own art work according to how Mary is depicted in the Book of Revelation which is the text last book in the Bible.
- Look closely at the example in the stained glass window in the picture.
- Look up at the 5 for more ideas and different styles of stained glass.
- Make the Assumption Art Works into an exhibition to share with the school and parish to celebrate Assumption Day.
- Include the verse from the Book of Revelation 12


Slide 7 This is how the Book of Revelation describes Mary in heaven when all creation is brought to perfection.

Show children the Book of Revelation in the Bible and let them describe where it is in the Bible and what the last word in the Bible is. (AMEN so be it) Read the verse from Revelation and work through the prompts on the slide for children to respond to.

Note the details described in the reading pictured in the stained glass window and include them in their own art work – See Slide 9.

Teacher’s Notes

What does Mary’s Assumption mean for us?




Slide 8 What does Mary’s Assumption mean for us?

Read each sentence and talk about what it means. Children share how they could honour Mary on her Assumption feast day and plan what they could in their classroom. They could invite others to join them They could have a Wear Blue for Mary Day.

Teacher’s Notes

The Feast of the Assumption celebrates Mary and the great love God has for her



Slide 9 The Feast of the Assumption celebrates Mary and the great love God has for her

Make a copy of the worksheet for children to complete and add to their RE Learning Journal. Children look closely at each image of Mary and decide their favourite and give their reasons.

Use some ideas from these examples of art when creating their own art work of Mary’s Assumption. Adapt Teaching and Learning Experiences 4 & 5.

Teacher’s Notes

Check Up



- Name 3 things you learned about creation from Pope Francis’ letter - Care of our Common Home.
- How can children of your age help to save creation and bring it back to perfection how God planned it to be?
- God took Mary to heaven body and soul and God has promised that what he did for Mary he will do for all people which means that one day all people will ...
- Draw 3 ways people can show they love and honour Mary.
- Which activity do you think helped you to learn best in this resource?
- Questions I would like to ask about the topics in this resource are ...


Slide 10 Check Up

This formative assessment strategy will help teachers to identify how well children have achieved the Learning Intentions of the resource. Teachers can choose how they use the slide in their range of assessment options.

A worksheet of this slide is available for children in Years 5-8 to complete.

The last two items are feed forward for the teacher. Recording the children’s responses to these items is recommended as it will enable teachers to adjust their learning strategies for future resources and target the areas that need further attention.

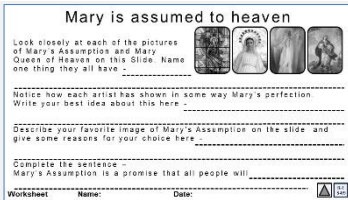
Teacher’s Notes



Slide 11 Time for Reflection

The MP3 is played to help create a reflective atmosphere and bring the children to stillness and silence as the teacher invites them to *think about how God used Mary's Assumption as the example of what will happen to them and to all of creation and what a wonderful time that will be when all of creation is made new and perfect.*

Teacher's Notes



Slide 9 The Feast of the Assumption celebrates Mary and the great love God has for her WORKSHEET

This worksheet relates to slide 9

Teacher's Notes