

SLIDE OVERVIEW – THE LITURGICAL YEAR TE TAU ONA RITENGA TAPU

The Feast of the ASCENSION

Year 4 Resource 1

Print off this slide overview to supplement your planning.

Refer to Teacher's Notes for background information related to the resource content and suggested Teaching and Learning Experiences in the Teacher's book or in the Teacher's material under Resource Notes on the Resource Home Page.

If worksheets are used in this resource these can be printed from PDF files that are available on-line in the (Lesson) Resource Documents.



Slide 1 Telling the Good News Te Rongo Pai

Use this slide as a focussing strategy to introduce the resource topic. Read the title together and invite children to share something they know about the message Jesus gave to the apostles as he ascended into heaven to be with his Father. Use the Ascension story in class prayer this week and ask children to talk with their families about examples of good and bad news in their families,

in Aotearoa and in the world at present.

Teacher's Notes

Slide 2 Learning Outcomes

Read through the Learning Intentions with the class and identify some ideas/questions that might be explored in the resource.

Teacher's Notes

Slide 3 The Feast of the Ascension in the Liturgical Year

Look closely at the feasts and seasons in the Liturgical Year and say something about each one. Complete the worksheet – refer to responses below.

Add to RE Learning Journals for future reference.

- 1) The 7th Sunday of Easter.
- 2) Pentecost.

3) He could send his Spirit to be present in the world with his followers.

4) Acts 1:6-11 and in Mark 16:15-20.

5) Go out into the world and bring the Good News to all creation.

Teacher's Notes



Slide 4 What is Good News?

Explain that when we talk about ‘good news’ we mean anything that helps people to live with love, care, and forgiveness as Jesus lived. Good news spreads ‘good’ positive attitudes and actions that continue goodness remembering that all goodness and love comes from God. God shares love and goodness with people so they can share it with others ‘in all nations’.

Take time to read the headlines on the image and discuss their meaning and how they are ‘good news’. Work through the pop up items to increase children’s understanding about what is good news.

Teacher’s Notes



Slide 5 What is Bad News?

Follow the directions on the flip cards and use them to deepen understanding of the causes and effects of bad news.

Ask children what causes ‘bad news’.

What can children of your age do when bad things happen?

What would Jesus want you to do when you hear bad news?

Teacher’s Notes



Slide 6 Good and bad news for the planet

Adapt Teaching and Learning Experience 4.

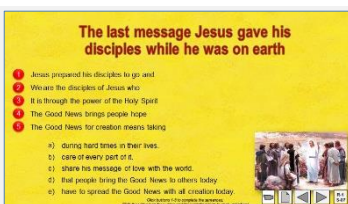
Children complete worksheet and add it to RE Learning Journals.

Children share their lists and select best examples of both.

Children decide on how they could present their learning as the ‘Good News’ Jesus commanded, not just to his apostles but to all his followers including children of their age, to proclaim to the whole world and to all of creation.

Children research what Pope Francis says in ‘Laudato Si’ about care of the planet and include that in their presentation.

Teacher’s Notes



Slide 7 The last message Jesus gave his disciples while he was on earth

Complete worksheet by reading the statements and drawing lines to match them.

Draw Jesus speaking to his disciples for the last time and write what Jesus is saying to them. Check the statement match using the floater on the slide.

Answers 1-c, 2-e, 3-d, 4- a, 5- b

Adapt Teaching and Learning Experience 3.

Teacher’s Notes



Slide 8 Caring for creation is spreading the Good News Te Rongo Pai

Read and respond to each Post it Note.

1) Jesus wants us to think of creation as God sees it – everything is interconnected. Therefore people need to think about how they treat not only people but the earth and all living things.

Read Pope Francis' words on each Post it Note, think about what they mean,

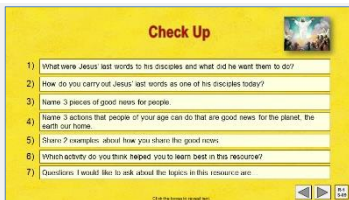
share your ideas and give examples to illustrate them.

What group does Pope Francis want people to care for first – give a reason for this.

How can children of your age do this?

Adapt Teaching and Learning Experience 5.

Teacher's Notes



Slide 9 Check Up

This formative assessment strategy will help teachers to identify how well the children have achieved the Learning Intentions of the resource.

Teachers can choose how they use the slide in their range of assessment options.

A worksheet of this slide is available for children in Years 5-8 to complete.

The last two items are feed forward for the teacher.

Recording the children's responses to these items is recommended as it will enable teachers to adjust their learning strategies for future resources and target the areas that need further attention.


Teacher's Notes



Slide 10 Time for Reflection

The MP3 is played to help create a reflective atmosphere and bring the children to stillness and silence as the teacher invites them to *reflect on how they are putting Jesus' last command to share the 'good news' into action at home with their families and at school in their class and community. Talk to Jesus about this in your heart.*


Teacher's Notes



Slide 3 The Feast of the Ascension in the Liturgical Year WORKSHEET

This worksheet relates to slide 3

Teacher's Notes



Slide 6 Good and bad news for the planet WORKSHEET

This worksheet relates to slide 6

Teacher's Notes



Slide 7 The last message Jesus gave his disciples while he was on earth WORKSHEET

This worksheet relates to slide 7

Teacher's Notes