

## SLIDE OVERVIEW – THE LITURGICAL YEAR TE TAU ONA RITENGA TAPU

### The Feast of the ASCENSION

#### Year 3 Resource 1

Print off this slide overview to supplement your planning.

Refer to Teacher's Notes for background information related to the resource content and suggested Teaching and Learning Experiences in the Teacher's book or in the Teacher's material under Resource Notes on the Resource Home Page.

If worksheets are used in this resource these can be printed from PDF files that are available on-line in (Lesson) Resource documents.

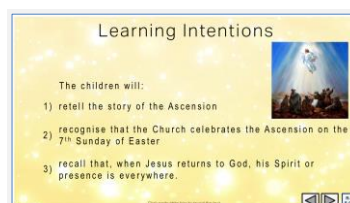


#### Slide 1 The Ascension is Part of the Easter Season

Use this slide as a focussing strategy to introduce the resource topic. Read the title together and invite children to share something they know about how the Feast of the Ascension is connected to Easter.

Read the Ascension story during class prayer this week.

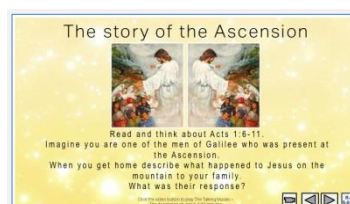
Teacher's Notes



#### Slide 2 Learning Intentions

Read through the Learning Intentions with the class and identify some ideas/questions that might be explored in the resource.

Teacher's Notes



#### Slide 3A The Story of the Ascension

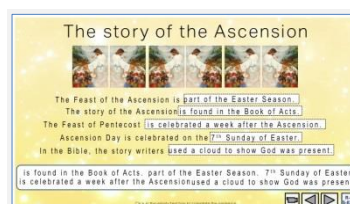
Revise with children that Ascension Day is another important feast in the Liturgical Year.

Note where it comes and highlight it on the class Liturgical Calendar and what season it comes at the end of.

Watch the clip <https://www.youtube.com/watch?v=vPXLp5QQ9hY>

The Talking Murals – The Ascension of Jesus 4:44 minutes

Teacher's Notes




#### Slide 3B The Story of the Ascension

Children read each statement and suggest one that will complete the sentence. Use floater to check.

Answers: Answers 1) B, 2) D, 3) A, 4) C, 5) E

Teacher's Notes

**Ascension Day in the Liturgical Year**




- Look at the Liturgical Calendar and mark Ascension Day on it.
- Remember where it is in the Easter season.
- How long does the Easter season last?
- What part of the Easter season is Ascension Day – the beginning, the middle or the end?
- Why is the Easter Season coloured white on the calendar?
- What other season is marked white? Why?

Teacher's Notes

**Slide 4 Ascension Day in the Liturgical Year**  
 Use the talking points on the slide to extend children's understanding of the Ascension within the Liturgical Year.  
 Ask children to name the feast that comes soon after the feast of the Ascension. (The Feast of Pentecost). Find out what date it is.

**Why did Jesus go back to heaven?**



Jesus went back to heaven so he could be with God his Father.

Teacher's Notes

**Slide 5 Why did Jesus go back to heaven?**  
 Use flip cards to generate discussion about why Jesus went back to heaven.

**Where do we see the Spirit of Jesus in our lives here on earth now?**  
 How do you show and share the Spirit of Jesus on earth?

- When children make good choices and care for creation.
- When children say sorry and ask to be forgiven.
- When children are having fun and are filled with the Spirit of joy.

Teacher's Notes

**Slide 6A Where do we see the Spirit of Jesus in our lives here on earth now?**  
 Adapt Teaching and Learning Experiences 5&6.  
 Children read revealed text and share some examples from their own experiences.

**Where do we see the Spirit of Jesus in our lives here on earth now?**  
 How do you show and share the Spirit of Jesus on earth?

- When children share and include others and are filled with the Spirit of kindness.
- When children share the light of Jesus within them.
- When children spend time with Jesus.

Teacher's Notes


**Slide 6B Where do we see the Spirit of Jesus in our lives here on earth now?**  
 Adapt Teaching and Learning Experiences 5&6.  
 Children read revealed text and share some examples from their own experiences.

**In the Bible, Clouds were a Sign for God**

K	Y	O	O	K	A	R	O
H	I	N	K	N	E	O	L
O	O	O	A	R	O		
R	B	U	T	R	S	V	U
Y	C	G	E	E	H	D	
F	A	V	E	N	F	N	E
O	D	E	I	G	H	T	E
N	H	E	U	H	A	T	E
T	D	F	I	G	N	S	A
O	N	S	L	O	U	D	
S	C	E	N	S	I	O	N

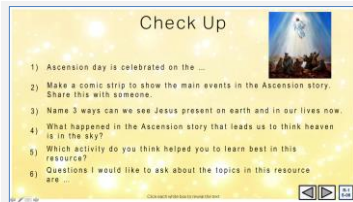
Find each word from the sentence in the Word Find.

Clouds are signs for God so in the Ascension story a cloud took Jesus out of sight into heaven that leads us to think heaven is in the sky.



Teacher's Notes

**Slide 7 In the Bible, Clouds were a Sign for God**  
 Find each word in the sentence on the matrix and highlight it in the sentence **and** in: Clouds are signs of God so in the Ascension story a cloud took Jesus out of sight into heaven and that leads us to think heaven is in the sky.  
 Children share their Word Find with another class and explain what the sentence means. Children share their Word Find and add it to their RE Learning Journals.



**Slide 8 Check Up**

This formative assessment strategy will help teachers to identify how well children have achieved the Learning Intentions of the resource. Teachers can choose how they use the slide in their range of assessment options. A worksheet of this slide is available for children in Years 5-8 to complete. The last two items are feed forward for the teacher.

Recording the children’s responses to these items is recommended as it will enable teachers to adjust their learning strategies for future resources and target the areas that need further attention.


Teacher’s Notes



**Slide 10 Time for Reflection**

The MP3 is played to help create a reflective atmosphere and bring the young people to stillness and silence as the teacher invites them to *recall the ways they make Jesus present in their home and classroom and to let clouds be a reminder for them that the presence of Jesus is everywhere but especially in people who follow him.*

Teacher’s Notes



**Slide 7 In the Bible, Clouds were a Sign for God WORKSHEET**

This worksheet relates to Slide 7

Teacher’s Notes