

SLIDE OVERVIEW – THE LITURGICAL YEAR TE TAU ONA RITENGA TAPU

The Feast of the ASCENSION

Year 1 Resource 1

Print off this slide overview to supplement your planning.

Refer to Teacher's Notes for background information related to the resource content and suggested Teaching and Learning Experiences in the Teacher's book or in the Teacher's material under Resource Notes on the Resource Home Page.

If worksheets are used in this resource these can be printed from PDF files that are available on-line in the (Lesson) Resource Documents.

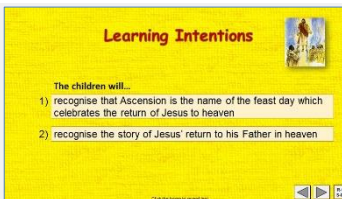


Slide 1 Jesus returns to his Father in Heaven

Use this slide as a focussing strategy to introduce the resource topic. Read the title together and invite children to share something they know about when Jesus returned to God his Father in heaven.

Retell the Ascension story from the Bible during class prayer this week.

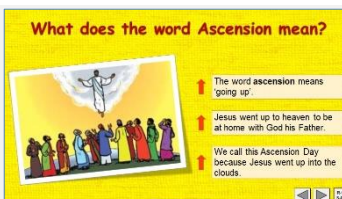
Teacher's Notes



Slide 2 Learning Outcomes

Read through the Learning Intentions with the class and identify some ideas/questions that might be explored in the resource.

Teacher's Notes




Slide 3 What does the word Ascension mean?

Read the revealed text and make a caption for Ascension and add it to the wall glossary.

Adapt Teaching and Learning Experiences 1,2, 3 & 4.

Can you think of other things that go up to heaven?

Teacher's Notes



Slide 4 Jesus returns to his Father in Heaven

Explain to children that Ascension Day is another important feast that Christians celebrate in the Liturgical Year. Note where it comes and highlight it on the class Liturgical Calendar and what season it comes at the end of.

Watch the clip: <https://www.youtube.com/watch?v=RDOLNtc1UE4>

Ascension of Jesus Christ 1:30 minutes

Watch the clip without the sound and use simple language to tell the story. Discuss the clip and answer the questions. Watch the clip again with the sound and show children the story in the Bible.

Adapt Teaching and Learning Experience 5

Teacher's Notes



Slide 5 Thinking about the Ascension story

Teacher types what the apostles said and what the angels said in the word balloons
When Jesus went up to heaven


What did the apostles say?

What did the angels say?

What did God say?

What would you have said to Jesus if you had been there?

Teacher's Notes

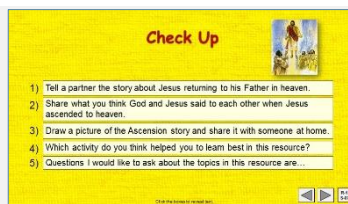


Slide 6 What message did Jesus give his apostles before he ascended into Heaven?

Read each Post it Note together.

When there are clouds in the sky take the children outside to remember that Jesus went up into the clouds when he went back to heaven to be with God his Father - that is why we imagine heaven is above the clouds in the sky.

Teacher's Notes



Slide 7 Check Up

This formative assessment strategy will help teachers to identify how well the children have achieved the Learning Intentions of the resource.

Teachers can choose how they use the slide in their range of assessment options.

A worksheet of this slide is available for children in Years 5-8 to complete.

The last two items are feed forward for the teacher.

Recording the children's responses to these items is recommended as it will enable teachers to adjust their learning strategies for future resources and target the areas that need further attention.

Teacher's Notes



Slide 8 Time for Reflection

The MP3 is played to help create a reflective atmosphere and bring the children to stillness and silence as the teacher invites them to *remember what it feels like when they come home after being away a long time. Imagine how Jesus felt when he returned to heaven and saw God his Father.*

Teacher's Notes