

SLIDE OVERVIEW – THE LITURGICAL YEAR TE TAU ME ONA RITENGA TAPU

Season or feast: ADVENT

Year 4 Lesson 01

Print off this slide overview to supplement your planning.

Refer to Teacher's Notes for background information related to the lesson content and suggested Teaching and Learning Experiences in the Teacher's book or in the Teacher's material under Lesson Notes on the Lesson Home Page.

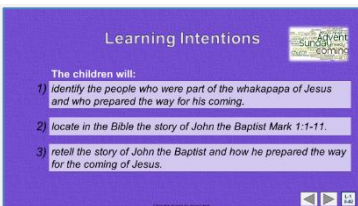
If worksheets are used in this lesson these can be printed from PDF files that are available on-line in lesson resources.



Slide 1 Preparing the way for the coming of Jesus

Use this slide as a focussing strategy to introduce the lesson topic. Read the title together and invite children to share something they know about the people who prepared the way for Jesus to come and how they did this. Identify some words related to Advent and the coming of Jesus in the wordle.


Teacher's Notes



Slide 2 Learning Outcomes

Read through the Learning Intentions with the class and identify some ideas/questions that might be explored in the lesson.

Teacher's Notes



Slide 3 The Liturgical Calendar

Adapt Teaching and Learning Experience 1. Use the directions on the pop up to focus children's thinking. Children use the worksheet to record their responses.

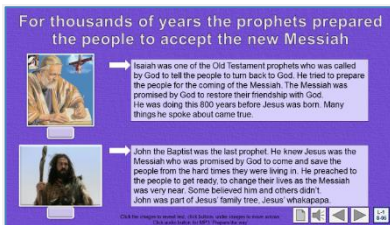
Teacher's Notes



Slide 4 People in Jesus' whānau who prepared for his coming

Name the people in the images. Use the revealed statements and questions to focus children's thinking about who and how they prepared for Jesus' coming. Sing using the MP3 'Prepare the Way'

Teacher's Notes



Slide 5 For thousands of years the prophets prepared the people to accept the new Messiah

Read the introductory information about Isaiah and John the Baptist on the slide using the pointer. Both prophets are important characters in Scripture who played a big part in preparing people for the coming of Jesus.

Read the Story of John the Baptist in the Teacher’s book, page 14.

Work through the worksheet and use the questions to extend children’s knowledge and interest about John the Baptist. Children respond to the questions on the worksheet and they may like to do their own research on Isaiah and John to share.

Sing using the MP3 ‘Prepare the way’

Teacher’s Notes



Slide 6 Our Family Tree

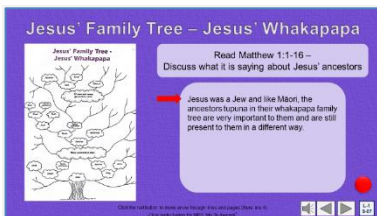
Invite children to share what they know about their family tree whakapapa. Notice on the image of the family tree the name of the baby for whom it was made and whom she is called after (her two grandmothers.)

Invite children to ask their family whānau what connections they have with their ancestors – are there any likenesses, similarity of gifts or features or names.

Do they have a copy of their family tree? Maybe there are stories that have been handed down that could be shared as examples. Read each Post it note carefully and encourage children to share knowledge and experiences they have had about their ancestors, family trees and whakapapa.

Adapt Teaching and Learning Experience 2

Teacher’s Notes



Slide 7 Jesus’ Family Tree – Jesus’ whakapapa

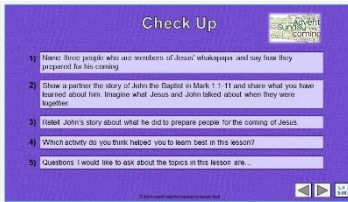
Adapt Teaching and Learning Experience 3

Share the information on the slide using red pointer.

Refer to Jesus’ Family Tree on the Teacher Resource, page 13 and help children to recognise people’s names and what they did that they have heard Scripture stories about.

Sing using the MP3 Mo Te Aweneti’

Teacher’s Notes



Slide 8 Check Up

This formative assessment strategy will help teachers to identify how well the children have achieved the Learning Intentions of the lesson. Teachers can choose how they use the slide in their range of assessment options.

A worksheet of this slide is available for students in Years 5-8 to complete.

The last two items are feed forward for the teacher.

Recording the children's responses to these items is recommended as it will enable teachers to adjust their learning strategies for future lessons and target the areas that need further attention.


Teacher's Notes



Slide 9 Time for Reflection

The MP3 is played to help create a reflective atmosphere and bring the children to stillness and silence as the teacher invites them to *imagine what it would have been like for the people in Jesus' whakapapa who waited and prepared for him to be born as the Messiah that God had promised to send to save people from sin, sadness, death and pain.*


Teacher's Notes



Slide 3 The Liturgical Calendar WORKSHEET

This worksheet relates to slide 3

Teacher's Notes



Slide 5 John the Baptist who prepared the way for the coming of Jesus WORKSHEET

This worksheet relates to slide 5

Read the story on the Teacher Resource p14 or on the lesson the home page and write the number of the correct words to complete the sentence in the space. Use answer sheet below to mark children's responses

Teacher's Notes



Slide 5 John the Baptist who prepared the way for the coming of Jesus ANSWER SHEET

This answer sheet relates to slide 5

Teacher's Notes