

SLIDE OVERVIEW – TE TAU ME ONA RITENGA TAPU

Season or Feast: Advent

Year 3 Lesson 02

Print off this slide overview to supplement your planning.

Refer to Teacher's Notes for background information related to the lesson content and suggested Teaching and Learning Experiences in the Teacher's book or in the Teacher's material under Lesson Notes on the Lesson Home Page.

If worksheets are used in this lesson these can be printed from PDF files that are available on-line in lesson resources.



Teacher's Notes

Slide 1 The Advent Wreath in Aotearoa New Zealand

Use this slide as a focussing strategy to introduce the lesson topic. Read the title together and invite children to share something they know about the Advent Wreath in Aotearoa New Zealand.



Teacher's Notes

Slide 2 Learning Intentions

Read through the Learning Intentions with the class and identify some ideas/questions that might be explored in the lesson.

The children will:

1. recognise that the traditional symbols of the Advent wreath can be adapted to the place and season they are being used in
2. recognise that the Advent wreath can remind people of the coming of Jesus into the world
3. recall the words of Isaiah 9:2



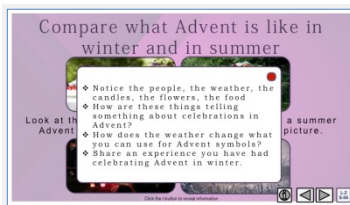
Children record their own answers on their worksheet.

Teacher's Notes

Slide 3 What the Advent Wreath means for people who celebrate Advent during winter

Take time to think about what the Advent Wreath would be like for people in places where it is winter. Share responses.

Children suggest words to complete the sentences answer the question and give reasons for their answers.



Teacher's Notes

Slide 4 Compare what Advent is like in winter and in summer
 Children look at the images and use the pop up to help them make statements about Advent in summer and in winter and note the differences. Share responses to the questions.




Teacher's Notes

Slide 5 A Celebrating Advent in summer
 Children name flowers and say what they bring to mind about Advent. Read the revealed text and talk about it. Children suggest other Advent flowers, trees or birds that say something about Advent. Sing using the MP3 'Shine, Shine Your Light'



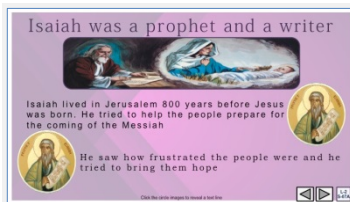
Sing using the MP3 'Shine, Shine Your Light'

Slide 5 B Celebrating Advent in summer
 Children name flowers and say what they bring to mind about Advent. Read the revealed text and talk about it. Children suggest other Advent flowers, trees or birds that say something about Advent. Adapt Teaching and Learning Experience 2



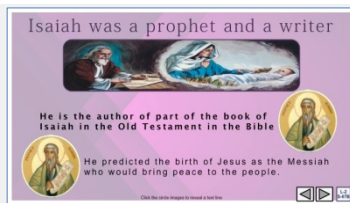
Teacher's Notes

Slide 6 The people of the Old Testament waited for hundreds of years for Jesus, the Messiah, to come
 Use the blind to reveal what was going on and how the people felt. Children name some prophets and what they did to remind the people about God's promise. How do think the people felt when the Messiah was born?



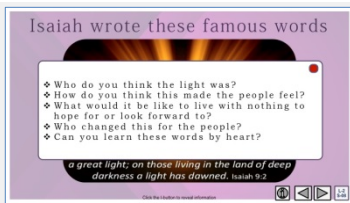
Teacher's Notes

Slide 7 A Isaiah was a prophet and a writer
 Read the story of Isaiah's life using the reveals in Slides 7A & 7B. Prophets are people who talk about what could happen in the future and try to help the people prepare for it. Isaiah predicted that Jesus would be born and he would be God's son.



Slide 7 B Isaiah was a prophet and a writer
 Isaiah could see and hear how miserable the people felt. He could see it was like they were in darkness and could not come into the light. They had lost hope of a better life that the Messiah was going to bring.

Teacher's Notes



Slide 8 Isaiah wrote these famous words
 Read the words on the image.
 Read and share responses to the 5 questions on the pop up.


Teacher's Notes



Slide 9 A In the world today Jesus needs to come ...
 Children think about places where life is very hard and the people are like those in Old Testament time before Jesus came. These people are in darkness.
 Read the caption for each image and look at the children's faces and say how they are feeling.

Name all the reasons these children are living in darkness – how can they be brought back into the light to keep hoping life will get better for them? What can people here do to help that happen?

Teacher's Notes



Slide 9 B In the world today Jesus needs to come ...
 Read the sentence starting with 'How' beside the word find.
 Find each word in the sentence beside the matrix on the screen and on your worksheet highlight it in the sentence **and** in the Word Find
 Children add worksheets to their RE Learning Journals as evidence of their learning

Teacher's Notes



Slide 10 A Celebrating Advent in summer
 Use the post it notes to explain what it is like celebrating Advent in summer. Children share what they know about what is happening in the northern hemisphere.

Teacher's Notes



Teacher's Notes

Slide 10 B Celebrating Advent in summer

Use the post it notes to explain what it is like celebrating Advent in summer. What symbols here remind people that Jesus is coming? Use the Teacher resource p.15 in the Teacher's book or on the lesson home page to prepare an Advent liturgy for your class to share.



Teacher's Notes

Slide 11 A The Advent Wreath reminds us that we are preparing for ...

Children guess the words using the initial sounds to complete the sentences. Double click to check.

ANSWERS: 1 people, 2 news, 3 share, 4 Jesus', 5 speak, 6 act, 7 others
Sing using the MP3 'Shine, Shine Your Light'.



Teacher's Notes

Slide 11 B The Advent Wreath reminds us that we are preparing for ...

Children guess the words using the initial sounds to complete the sentences. Double click to check.

ANSWERS: 1 Messiah, 2 free, 3 hope, 4 bring, 5 love, 6 light, 7 world.
Sing using the MP3 'Shine, Shine Your Light'.



Teacher's Notes

Slide 12 Check Up

This formative assessment strategy will help teachers to identify how well children have achieved the Learning Intentions of the lesson. Teachers can choose how they use the slide in their range of assessment options.

A worksheet of this slide is available for children in Years 5-8 to complete.

The last two items are feed forward for the teacher.

Recording the children's responses to these items is recommended as it will enable teachers to adjust their learning strategies for future lessons and target the areas that need further attention.

Check up:

1. Name 3 Advent symbols that can be used in Aotearoa New Zealand.
2. How can the Advent Wreath help people to remember that this is a season to prepare for the coming of Jesus?
3. Tell a partner the words of Isaiah on Slide 8 and what Isaiah's message was?
4. Explain what 'living in darkness' means and give an example of this.
5. Which activity do you think helped you to learn best in this lesson?
6. Questions I would like to ask about the topics in this lesson are ...

Teacher's Notes



Slide 13 Time for Reflection

The MP3 is played to help create a reflective atmosphere and bring the children to stillness and silence as the teacher invites them to imagine how they can bring light into people's lives that are in darkness and by their kind actions and gentle words

Original Children's Activities available on lesson home page

Teacher's Notes



Slide 14 SHARING OUR LEARNING with family whānau

This slide provides some choices for children to show and share what they have learned. Examples could be photographed as evidence of children's learning.

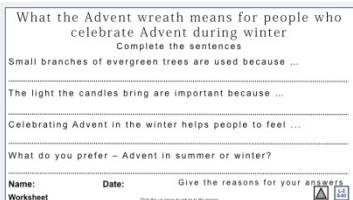
You may like to put a copy of the Sharing our Learning page in children's RE Learning Journals. You could talk through the choices using the slide and let

children make their choice from their own copy.

Children could work on their choice at school and/or at home and you may like to set a day for sharing. Please let parents and whānau know what you expect them to do with this.

The slide is focussed on the ADVENT Achievement Objective for Year 3 which is covered in Lessons 1-2 Year 3 ADVENT AO Children will be able to: explain the meaning of the symbols of the Advent Wreath. Children will be able to: recognise the Advent Wreath as a symbol of the season.

Teacher's Notes



Slide 3 What the Advent Wreath means for people who celebrate Advent during winter WORKSHEET

This worksheet relates to slide 3

Teacher's Notes



Slide 9 B In the world today Jesus needs to come WORKSHEET

This worksheet relates to slide 9B

Find each word in the sentence below on the matrix and highlight it in the sentence **and** in the Word Find

Children add worksheets to their RE Learning Journals as evidence of their learning

Teacher's Notes

Sharing our Learning about ADVENT with family whānau

- **Use an Advent wreath** to explain to someone how the symbols remind people to prepare for the coming of Jesus at Christmas.
- **Draw pictures or find old Christmas cards** that show the contrast between Christmas in the Northern Hemisphere and Christmas in the Southern Hemisphere. Explain the difference in the seasons and how this affects the Advent symbols.
- **Share your worksheet** for Slide 9 and explain 2 meanings for darkness. Cut out some pictures from the newspaper or magazines of people in 'darkness' who are waiting for Jesus to come and bring the light of hope and love to them.
- **Draw or make an Advent wreath** using symbols from Aotearoa New Zealand and explain why you have chosen them and what they mean and what they are reminders of.
- **Make a postcard** with the words of Isaiah on it to share. Show someone where you can find the book of Isaiah in the Old Testament in the Bible.
- **Make up your own way** of showing and sharing what you have learned and decide who you would like to share it with.

Name: _____ Date: _____

Slide 14 SHARING OUR LEARNING with family whānau WORKSHEET

This worksheet relates to slide 14

Teacher's Notes