

SLIDE OVERVIEW – THE LITURGICAL YEAR TE TAU ME ONA RITENGA TAPU

Season or Feast: **ADVENT**

Year 1 Lesson 4

Print off this slide overview to supplement your planning.

Refer to Teacher's Notes for background information related to the lesson content and suggested Teaching and Learning Experiences in the Teacher's book or in Teacher's material under Lesson Notes on the Lesson Home Page.

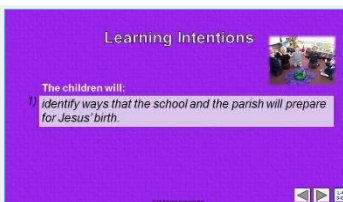
If worksheets are used in this lesson these can be printed from PDF files that are available on-line in lesson resources.



Slide 1 Advent is celebrated in our school and our parish

Use this slide as a focussing strategy to introduce the lesson topic. Read the title together and invite children to share something they know about how their school and parish or pastoral area celebrates the season of Advent.

Teacher's Notes



Slide 2 Learning Intentions

Read through the Learning Intentions with the class and identify some ideas/questions that might be explored in the lesson.

Teacher's Notes



Slide 3 In our school each class has an Advent Wreath

Adapt Teaching and Learning Experience 1

Children share what they know about the Advent wreath.

This can be recorded on the slide.

Teacher's Notes



Slide 4 Why do we have an Advent Wreath?

Use the revealed text for each image to extend children's knowledge and answer the question in the title.

Children answer the purple questions and say which Advent wreath is their favourite and why. Children explain why an Advent wreath is useful to use.

Teacher's Notes



Slide 5 The Advent Wreath Song

Sing using the MP3 'Advent Song'

Use the red button to point to the words in each verse and the chorus.

Teacher's Notes



Slide 6 We have signs of Advent in our parish

Note the Advent wreath and the purple vestments the priest is wearing – purple is the colour for Advent.

Read and respond to each post it note.

Children share about the Advent wreath in their church.

Teacher's Notes

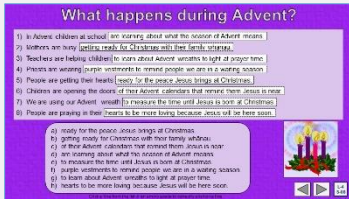


Slide 7 We bring our family Advent Wreaths to school and our priest blesses them

Children talk about what is going on in the picture.

Read each reveal statement and ask WHY after each one. Children respond.

Teacher's Notes



Slide 8 What happens during Advent?

Read numbered statements and children work out the matching statement below them. Check them out by clicking on the statements below or in the white spaces. Read each statement when it is completed.

The children close their eyes and say one thing they know that happens during Advent.

Answers a) - 5, b) - 2, c) - 6, d) - 1, e) - 7, f) - 4, g) - 3, h) - 8,

Teacher's Notes

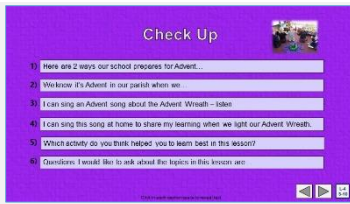


Slide 9 We are getting our hearts ready to welcome Jesus

Teacher records ways children say they are preparing their hearts to welcome Jesus. Read the speech bubbles.

Return to Slide 5 for words for 'Advent Song'

Teacher's Notes



Slide 10 Check Up

This formative assessment strategy will help teachers to identify how well the children have achieved the Learning Intentions of the lesson.

Teachers can choose how they use the slide in their range of assessment options.

A worksheet of this slide is available students in Year 5-8 to complete.

The last two items are feed forward for the teacher.

Recording the children's responses to these items is recommended as it will enable teachers to adjust their learning strategies for future lessons and target the areas that need further attention.

Teacher's Notes



Slide 11 Time for Reflection

The MP3 is played to help create a reflective atmosphere and bring the young people to stillness and silence as the teacher invites them to *remind themselves that Advent isn't very long and soon it will be Christmas and time to welcome Jesus into their hearts. Whisper to Jesus that you are waiting for him to come into your heart and to help you to be filled with Christmas joy.*

Teacher's Notes



Slide 12 Sharing our Learning about ADVENT with family whānau

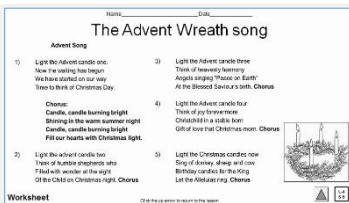
This slide provides some choices for children to show and share what they have learned. Examples could be photographed as evidence of children’s learning.

You may like to put a copy of the **Sharing our Learning** page in children’s RE Learning Journals. You could talk through the choices using the slide and let children make their choice from their own copy.

Children could work on their choice at school and/or at home and you may like to set a day for sharing. Please let parents and whānau know what you expect them to do with this.

The slide is focussed on the ADVENT Achievement Objective for Year 1 which is covered in Lessons 1-4 ADVENT Year 1 AO) Children will be able to recognise that Advent is a time to get ready for the birth of Jesus.


Teacher’s Notes



Slide 13 The Advent Wreath Song WORKSHEET

This worksheet relates to slide 5

Teacher’s Notes



Slide 14 Sharing our Learning about ADVENT with family whānau WORKSHEET

This worksheet relates to slide 12

Teacher’s Notes