

SLIDE OVERVIEW – THE LITURGICAL YEAR TE TAU ME ONA RITENGA TAPU

Season or Feast: ADVENT

Year 1 Lesson 2

Print off this slide overview to supplement your planning.

Refer to Teacher's Notes for background information related to the lesson content and suggested Teaching and Learning Experiences in the Teacher's book or in the Teacher's material under Lesson Notes on the Lesson Home Page.

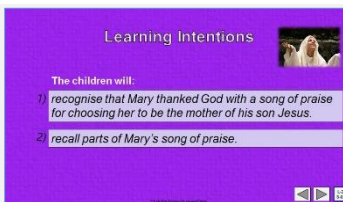
If worksheets are used in this lesson these can be printed from PDF files that are available on-line in lesson resources.



Slide 1 Mary's song of praise

Use this slide as a focussing strategy to introduce the lesson topic. Read the title together and invite children to share something they know about *how Mary thanked God for choosing her out of all the women in the world to be the mother of his son, Jesus.*

Teacher's Notes



Slide 2 Learning Intentions

Read through the Learning Intentions with the class and identify some ideas/questions that might be explored in the lesson.

Teacher's Notes



Slide 3 Preparing for a new baby

Adapt Teaching and Learning Experience 1

Invite children to share how people prepare for a new baby in their family.

What are the people doing in the picture?

Read each post it note and ask children to respond to each one.

Teacher's Notes



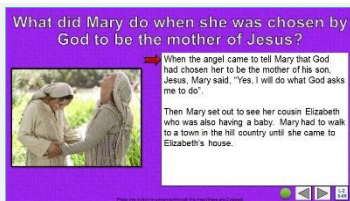
Slide 4 When we are chosen to do something special we are filled with joy

Notice the children in the picture – what do you think has happened?

Press the I button and read and answer the questions.

Children share experiences about when they have been chosen to do something special.

Teacher's Notes



Slide 5 What did Mary do when she was chosen by God to be the mother of Jesus?

Adapt Teaching and Learning Experience 2

Read the story to answer the question in the title.

Use the green button to guide your reading with the red arrow.

What did Mary do when she was chosen by God to be the mother of his son, Jesus?

How did she feel about this? How do you know? How do you think her cousin Elizabeth felt? Get a clue from the picture.

Teacher's Notes



Slide 6 What was Mary's song of joy about?

Watch the clip 'The annunciation and the visitation'. 5:01 minutes

Turn down the sound and retell the story with the children.

https://www.youtube.com/watch?v=o_b-woAaK1s

Adapt Teaching and Learning Experience 4

Teacher's Notes



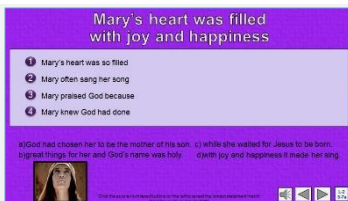
Slide 7A Mary's heart was filled with joy and happiness

Read statements on left and children suggest the matching statement on the right. Check them out using next slide by clicking on numbers.

Answers 1)- d, 2) -c, 3)-a, 4) – b.

Children complete worksheet by drawing lines to link correct statements.

Teacher's Notes



Slide 7B Mary's heart was filled with joy and happiness

Children check their worksheets.

Sing using the MP3 'My Spirit sings'

Teacher's Notes



Slide 8 We honour Mary because she is the mother of Jesus who is God's son

Adapt Teaching and Learning Experience 8

Talk about what 'honouring' someone means and why we honour Mary.

Use red button to point to each line as the Hail Mary is prayed.

Sing using the MP3 'Te Waiata a Maria'

Teacher's Notes



Slide 9 Check Up

This formative assessment strategy will help teachers to identify how well the children have achieved the Learning Intentions of the lesson.


Teachers can choose how they use the slide in their range of assessment options.

A worksheet of this slide is available for children in Years 5-8 to complete.

The last two items are feed forward for the teacher.

Recording the children's responses to these items is recommended as it will enable teachers to adjust their learning strategies for future lessons and target the areas that need further attention.

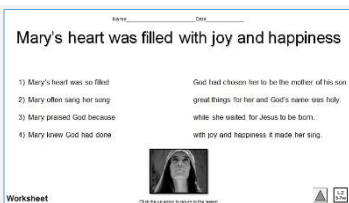
Teacher's Notes



Slide 10 Time for Reflection

The MP3 is played to help create a reflective atmosphere and bring the children to stillness and silence as the teacher invites them to *imagine Mary's great joy as she is getting ready to bring God's only son into the world – the baby that people had been waiting for, for thousands of years.*

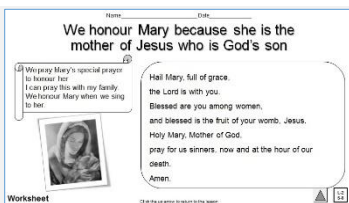
Teacher's Notes



Slide 7 Mary's heart was filled with joy and happiness WORKSHEET

This worksheet relates to slide 7

Teacher's Notes



Slide 8 We honour Mary because she is the mother of Jesus who is God's son WORKSHEET

This worksheet relates to slide 8

Teacher's Notes

