

SLIDE OVERVIEW – THE LITURGICAL YEAR TE TAU ME ONA RITENGA TAPU

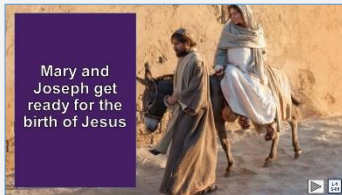
Season or Feast: ADVENT

Year 1 Lesson 1

Print off this slide overview to supplement your planning.

Refer to Teacher’s Notes for background information related to the lesson content and suggested Teaching and Learning Experiences in the Teacher’s book or in the Teacher’s material under Lesson Notes on the Lesson Home Page.

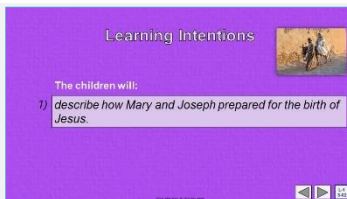
If worksheets are used in this lesson these can be printed from PDF files that are available on-line in lesson resources.



Slide 1 Mary and Joseph get ready for the Birth of Jesus

Use this slide as a focussing strategy to introduce the lesson topic. Read the title together and invite children to share something they know about what Joseph and Mary did to get ready for their new baby.

Teacher’s Notes



Slide 2 Learning Outcomes

Read through the Learning Intentions with the class and identify some ideas/questions that might be explored in the lesson.

Teacher’s Notes



Slide 3 The Liturgical Calendar

Adapt Teaching and Learning Experience 1

Read the items revealed by the black arrows and use the button to move the arrow to indicate the season and name its colour.

Teacher's Notes

What do we do in Ordinary Time?

We do ordinary things like going to school

The colour for ordinary time on the calendar is green

There are two ordinary times in the year long

One ordinary time is short and one is very long

The season we are just starting is Advent

a) green c) year e) long
b) going to school d) Advent

Slide 4 What we do in Ordinary Time?

Read the title question and each of the statements – suggest the correct words to fill the gaps then click on the floaters to check them.

Answers: 1-b, 2-a, 3-c, 4-e, 5-d

Teacher's Notes

Advent means coming

Christmas hope
Advent
peace
Jesus joy
family
respect
calendar
candles
Advent

What do you know about Advent?
Who do you think is coming? Look at the wordle and get a clue!
Advent is the special season for us to...

Slide 5 Advent means coming


Adapt Teaching and Learning Experiences 2&3

Read the words you know in the wordle and say why it would be in an Advent wordle.

Press I button and read and answer each question.

Share ideas to complete the last sentence.

Teacher's Notes



Slide 6 Mary and Joseph get ready for Jesus to come into the world

Children look at the image and share what they see, think and wonder about.

Sing using the MP3 'Mary said Yes'

Show children the Bible and explain that the story about Mary and Joseph getting ready for Jesus to come into the world is written in the Bible. This story happened a very long time ago and we remember it every Christmas.

Select from the clips below:

https://www.youtube.com/watch?v=O9VyT9sY_Dc

Birth of Jesus Ignatius press 4:06 minutes

<https://www.youtube.com/watch?v=cs3D3cAVr08>

The Nativity 5:21 minutes

Simple narration and text on screen – clips from movie

<https://www.youtube.com/watch?v=K7FUUxF4u7E>

The Beginners Bible includes the Annunciation and the Nativity 2:17 minutes

Teacher's Notes



Slide 7 Here is what Mary and Joseph got ready for Jesus

Click in each image and read the caption and talk about each item.

Children say where the items came from.

Sing using the MP3 'An angel came from heaven'

Share poem 'Waiting'

Teacher's Notes



Slide 8 Mothers and fathers get ready for new babies

Adapt Teaching and Learning Experience 4

Discuss what parents like theirs do to prepare for a new baby and record ideas in the white box.

Teacher's Notes



Slide 9 What can you share about getting ready for a baby in your family whānau?

Children share their experiences of preparing for a new baby in their family whānau. Ideas are recorded.

Teacher's Notes



Slide 10 Check Up

This formative assessment strategy will help teachers to identify how well the children have achieved the Learning Intentions of the lesson.

Teachers can choose how they use the slide in their range of assessment options.

A worksheet of this slide is available as an option for children in Year 1-6 to complete

The last two items are feed forward for the teacher.

Recording the children's responses to these items is recommended as it will enable teachers to adjust their learning strategies for future lessons and target the areas that need further attention.


Teacher's Notes



Slide 11 Time for Reflection

The MP3 is played to help create a reflective atmosphere and bring the children to stillness and silence as the teacher invites them to *think about all the ways Mary and Joseph prepared for Jesus' birth by getting the things he needed ready and waiting patiently for him to come into their family.*

Teacher's Notes



Slide 12 Here is what Mary and Joseph got ready for Jesus WORKSHEET

This worksheet relates to slide 7

Teacher's Notes